

M MICHAEL TODD INDUSTRIAL SUPPLY

PRODUCT CATALOG

VOLUME 12








Table of Contents

SAFETY 2-18

- Head & Hand Protection.....2
- Eye & Ear Protection3
- Hand Protection | Industrial Grade4
- Rainsuits & Jackets5
- Shirts & Vests.....6
- Disposable Protective Clothing.....7
- First Aid Kits.....8
- Multi-Purpose Work Lights9
- Fall Protection.....10
- Traffic Cones11
- Delineator Cones & Channelizers12
- Barricades.....13-15
- Flags, Banners & Fence16
- Tape & Measuring Tools17
- Truck Safety18

WARNING LIGHTS 19-21

- Warning Lights19
- Barricade Lights & Batteries.....20
- Arrow Boards.....21

PAVEMENT MARKINGS 22-27

- Spray Paint & Paint Applicators22
- Line Strippers23
- Traffic Paint & Temporary Pavement Marking.....24
- Delineators & Speed Bumps25
- Delineators & Markers.....26
- Post Guard Bollards & Covers.....27

SIGNS & POSTS 28-46

- Solar Power LED Signs.....28
- Regulatory Signs29-30
- Warning Signs.....31-32
- Construction Signs.....33
- Roll-Up Signs & Stands.....34-35
- Cone Signs.....36
- School & Surveillance Signs.....37
- Disabled & Traffic Control Signs.....38
- Parking Signs.....39
- Guide Signs40
- Safety Signs.....41
- Custom Sign Options.....42
- Sign Posts43
- Bolt Down & Portable Sign Posts44
- Street Name Signs & Hardware.....45-46

SWEEPER PRODUCTS 47-49

- Gutter Brooms.....47
- Main Brooms48
- Sectional Brooms.....49

BLADES 50-56

- Motor Grader Blades50
- Construction Blades.....51
- Snowplow Blades.....52-53
- Fasteners, Deflector Rubber & Markers.....54
- Spreader Parts55
- Teeth, Pins & Adapters56

CHAIN 57-60

- Tire Chain & Repair Tools57
- Chain Repair Parts.....58
- Bulk Chain59
- Log Chain & Hooks60

HAND TOOLS & EQUIPMENT 61-73

- Round & Square Point Shovels.....61
- Drain, Tamper, Post Hole Digger & Forks.....62
- Shovels & Rakes63
- Concrete/Asphalt Rakes & Squeegees.....64
- Snow Shovels, Scrapers & Picks.....65
- Sledges & Bars66
- Floor Brushes & Street Brooms.....67
- Squeegees.....68
- Concrete Hand Tools.....69
- Diamond Blades & Bits.....70
- Early-Entry Diamond Blades & Saws71
- Diamond Blades72
- Core Drills, Stands & Bits.....73



Protective Caps

<p>Serpent Hard Hat Full Brim</p> <ul style="list-style-type: none"> • ANSI Type I helmet • Available in vented class C and unvented class E shells • Eight-point, six-strap suspension provides exceptional impact absorption • Lightweight, high-density polyethylene • Available in various colors 	<p>Serpent Hard Hat Cap Style</p> <ul style="list-style-type: none"> • ANSI Type I helmet • Available in vented class C and unvented class E shells • Eight-point, six-strap suspension provides exceptional impact absorption • Lightweight, high-density polyethylene • Available in various colors 	<p>Height Endurance Pro Helmet</p> <ul style="list-style-type: none"> • ANSI Type II helmet • Available in vented class C and unvented class E shells • Y-style 4-point chin strap • Attachment slot for head light at the front of the helmet • Available in White, Orange, and Hi-Viz Limon

Disposable Gloves & Hand Towels

<p>CleanFit Orange Powder-Free Nitrile Glove – 8mil</p> <p>M02063 Medium M02064 Large M02065 X-Large M02066 2X-Large</p> <ul style="list-style-type: none"> • Chemical resistant • Improved grip action when handling liquids, non-latex • 100 / box 	<p>USA Made - Raven Patriot Powder-Free Exam Grade Nitrile Glove – 7mil</p> <p>66482 Medium 66483 Large 66484 X-Large 66485 2X-Large</p> <ul style="list-style-type: none"> • Chemical and puncture resistant • Texture for enhanced gripping abilities • 100 / box 	<p>CleanFit Blue Powder-Free Nitrile Glove – 5mil</p> <p>M02002 Medium M02003 Large M02004 X-Large M02005 2X-Large</p> <ul style="list-style-type: none"> • Touchscreen compatible • Latex-free, chemical resistant • 100 / box
<p>Thickster Powder-Free Latex Exam Grade Disposable Gloves – 14 Mil</p> <p>6602-20 Medium 6603-20 Large 6604-20 X-Large 6605-20 XX-Large</p> <ul style="list-style-type: none"> • Powder-free exam grade latex • 12" length for added protection • Beaded cuff for easy donning • Fully textured for superior grip • 50 / box 	<p>Hand-Y Cleaning Towels</p> <ul style="list-style-type: none"> • 6 / case #5021 Non-Textured <ul style="list-style-type: none"> • Multi-purpose cleaning power • Pre-moistened • Removes dirt, oil, and grease #5025 Textured <ul style="list-style-type: none"> • Dual textured industrial cleaning towel • Pre-moistened • Removes paint, heavy grease and grime 	<p>Disposable Shoe Covers</p> <p>#3209 Blue PE</p> <ul style="list-style-type: none"> • Protect from dust, dirt, grime, and liquids • Water resistant • Made of Polyethylene • 500 / case <p>#V3100 Blue Anti-Skid</p> <ul style="list-style-type: none"> • Protects from dirt, grime, dust, and other particulates • Made of Polyethylene • 300 / case

Safety Glasses & Visitors Spectacles

<p>StarLite®</p> <p>No. 4680 Clear Temple / Clear Lens No. 4683 Gray Temple / Gray Lens No. 468M Gray Temple / Mirrored Lens</p> <ul style="list-style-type: none"> • Lightweight, low cost protection • Wraparound body provides side protection • Scratch-resistant 100% polycarbonate lens • 10 / box 	<p>StarLite® SQUARED</p> <p>No. 4480 Clear Temple / Clear Lens No. 4483 Gray Temple / Gray Lens No. 448M Gray Temple / Mirrored Lens</p> <ul style="list-style-type: none"> • Soft, pliable temples and fingertip nosepiece offer long-wearing comfort • Scratch-resistant 100% polycarbonate lens • 10 / box 	<p>StarLite® FOAMPRO</p> <p>No. 46FP78 Gray Temple / Gray Anti-Fog Lens No. 46FP79 Clear Temple / Clear Anti-Fog Lens</p> <ul style="list-style-type: none"> • Foam lining to block dirt and debris • 10 / box
<p>4X4</p> <p>No. 41GB3Z Glossy Black Frame / Gray Polarized Lens No. 41PG8M Polished Granite Frame / Silver Lens</p> <ul style="list-style-type: none"> • Strong four-sided frame and soft inset nose piece • Polarized lens reduces glare, prevents reflected light and increases color perception 	<p>Varsity</p> <p>No. 2780 Clear Lens / Clear Temples No. 2783 Gray Lens / Gray Temples</p> <ul style="list-style-type: none"> • Lightweight less than 1 ounce • "V" shaped temple design • Soft, adjustable nosepiece • Vented side shields • 10 / box 	<p>Conqueror</p> <p>No. 28GB8M Silver Mirror Lens No. 28GB83 Gray Lens / Black Frame</p> <ul style="list-style-type: none"> • Ergonomic, contoured temple tips • Adjustable length eyewear retainer • 10 / box <p>Gizmo Eyewear Retainer</p> <p>No. 430 Black</p> <ul style="list-style-type: none"> • Adjustable toggle and 100% cotton material

Hearing Protection

<p>Contra-Band</p> <p>No. 992110</p> <ul style="list-style-type: none"> • Soft, replaceable plugs • Lightweight band and molded finger grips 	<p>No. 92202 Uncorded, 200 / box No. 92212 Corded, 100 / box</p> <ul style="list-style-type: none"> • Extremely smooth tapered design for easy insertion • Self adjusting design exerts little pressure on ear canal • Available with or without breakaway cord • Shipping weight: 1 lb / box • Box quantities only 	<p>Tri-Grip</p> <p>No. 941110 Hi-Viz Orange No. 941100 Hi-Viz Orange (uncorded)</p> <ul style="list-style-type: none"> • 27 Noise Reduction Rate — the highest third-party tested reusable earplug rating • Three-sided stem with semi-rigid insert • Soft, curved flanges



Hand Protection | Industrial Grade

Work & Winter Gloves

No. CT45G8R <ul style="list-style-type: none"> • 18-gauge liner • ANSI abrasion & cut level 4 • Touchscreen compatible • nitrile foam coated • Sizes: XS-2XL 	No. A661K8R <ul style="list-style-type: none"> • 18-gauge liner • ANSI abrasion level 4 • ANSI cut level 5 • Touchscreen compatible • Reinforced thumb crotch • Sizes: XS-2X 	No. A350 <ul style="list-style-type: none"> • 15 gauge liner • 100% breathable liner • Nitrile foam coating • ANSI cut level A1 • ANSI abrasion level 5 • Sizes: XS-3XL 	No. A146YER <ul style="list-style-type: none"> • 15 gauge liner • Twin liner traps in heat • 3/4 Nitrile foam coating • ANSI abrasion level 4 • ANSI cut level 2 • Size: M-2XL
No. GC2030-GY <ul style="list-style-type: none"> • 13-gauge knit construction • ANSI A1 & EN388 3121 protection • nitrile coated • Sizes: S-XL 	No. 87 <ul style="list-style-type: none"> • Grain cowhide palm driver glove with split cowhide back • Sizes: M-2XL 	No. 5LP <ul style="list-style-type: none"> • Grain pigskin • Multiblend insulation • Sizes: S-XL 	No. 99PLUS-BLK <ul style="list-style-type: none"> • Synthetic leather palm and spandex back • TRP cuff strap • Touch screen fingertips • Sizes: S-3XL
No. 99ACE-PW <ul style="list-style-type: none"> • Pigskin palm insulated winter mechanics glove • Spandex/neoprene back • Sizes: S-2XL 	No. 15HV <ul style="list-style-type: none"> • Hi-viz winter mechanic's gloves • Synthetic leather palm • Reflective with storm cuff • Sizes: S-2XL 	No. 9PW <ul style="list-style-type: none"> • Lightweight grain pigskin • Fleece insulation • Sizes: S-2XL 	No. 5LWP <ul style="list-style-type: none"> • Select shoulder split cowhide • Water-resistant lining • Sizes: L-2XL



Apparel

Rainsuits & Jackets

No. US366 Jacket <ul style="list-style-type: none"> • ANSI/ISEA 107 Type R & P Class 3 • Polyurethane-coated 300 denier oxford polyester fabric • 2" reflective tape, two-way zipper and 5 pockets • Waterproof protection, attached hood, elastic cuffs • Sizes: S-6XL 	No. H441 Pants <ul style="list-style-type: none"> • ANSI/ISEA 107 Class 1 compliant • Polyurethane-coated 300 denier oxford polyester fabric • 2" reflective tape, Snap adjustable hems for a secure fit • Waterproof protection, elastic waist • Sizes: XS-6XL 	No. S488 Bib Overall <ul style="list-style-type: none"> • ANSI/ISEA 107 Class 2 compliant • Polyurethane-coated 300 denier oxford polyester fabric • Snap adjustable hems for a secure fit • Ergonomic quick release buckle • Sizes: S-6XL

Bomber Jackets & Sweatshirts

Bomber Jackets No. US363 <ul style="list-style-type: none"> • ANSI/ISEA 107 Type R & P Class 3 • Weather-resistant polyurethane fabric • Pack away hood for added functionality • Two-way zipper for quick and easy access • Available in Yellow/Black or Orange/Black • Sizes: S-7XL *Tall sizes available* 	Parkas No. US369 <ul style="list-style-type: none"> • ANSI 107 Type R Class 3 • Two-way zipper for quick and easy access • Premium weather resistant polyurethane • Quilted inside liner, pack away drawstring hood • 6 pockets for ample storage • Sizes: S-6XL 	Hooded Sweatshirts No. UB324 Pullover No. UB320 Zipper <ul style="list-style-type: none"> • ANSI 107 Type RR Class 3 • Polyester lined sleeves • 2" reflective silver stripes • Ribbed hem for a comfortable fit • Available in Yellow/Black or Orange/Black • Sizes: S-6XL

ANSI / ISEA 107-2004 Compliance

The American Standard for High Visibility Apparel is published and distributed to all areas of federal, state and local governments as a guide for high visibility safety apparel. It represents what the industry and users view as necessary to adequately protect workers from the hazards associated with low visibility.

Class 2 Garments are intended for users where greater visibility is desired during inclement weather conditions and where work activities take place in close proximity to vehicle traffic and where vehicle and moving equipment speeds exceed 25 MPH.

Class 3 Garments are intended to provide the highest level of visibility for workers exposed to significantly higher vehicle speeds and/or reduced sign distances, and where the wearer is visible at a minimum distance of 1280 feet and must be identifiable as a person.



Vests & Shirts

Vest

No. US385 Breakaway Class 2 Vest

Stay visible and cool in the Expandable Mesh Breakaway Vest. The mesh top allows for maximum breathability and airflow, ensuring a cool and comfortable wear, and this vest features a 5 point breakaway system for safety. Sizes: S-6XL



Class 2 Safety Vests

- No. US372** Solid front, mesh back polyester
- No. US374** MeshAir™ aerated mesh fabric to increase air flow
- 6 pockets for ample storage
- Mic tabs for easy clipping of a radio
- 2" reflective stripes
- Available in Orange or Yellow
- Front zip opening for easy access
- Sizes: S-5XL

Class 3 Safety Vest

- No. US373**
- Solid front, mesh back polyester
- Mic tabs for easy clipping of a radio
- 2" reflective stripes
- Lower front pockets with hook and loop closure
- Zipper closure
- Available in Orange or Yellow
- Sizes: M-5XL

Custom printing and heat-pressed full color logos are available and may be applied to the front and/or back of all vests and shirts.

Shirts



Class 2 & 3 Safety Lightweight T-Shirts

- No. L044** Class 2 Short Sleeve
- No. L042** Class 3 Hooded Long Sleeve
- Moisture wicking fabric helping to keep the body warm, cool and dry
- Chest pocket
- Available in Orange or Yellow
- Sizes: S-6XL

Class 2 & 3 Safety T-Shirts

- No. S393** Class 2 Short Sleeve
- No. S191** Class 3 Long Sleeve
- Wicking polyester
- Crew neck
- Available in Orange or Yellow
- Sizes: S-5XL *Tall sizes available*




Disposable Protective Clothing

ANSI / ISEA 107-2016 Compliance

With standout features ranging from taped seams to storm flaps, reinforced fabric, finger loops, oversized and high-visibility zippers, and more, you're sure to find a style that meets your work application. Unlike reusable PPE that develops wear and tear with each use, disposable PPE is designed to withstand your workday.

Safety leaders understand that comfort drives compliance and makes for a more productive team member. Wide assortment of products and accessories help protect workers from a wide array of challenge agents such as blood, heavy duty chemicals, infectious diseases, hazardous particles, and routine dirt and grime. To help choose the protective clothing for your application, explore the product selection chart below. Find the challenge agent(s) you are trying to protect your team from, and the clothing options below are in a "Good, Better, Best" format.

What are you trying to protect your workers from?



Good	ViroGuard	ViroGuard	MicroGuard MP	SMS	Polypropylene
Better	PyroGuard FR	ChemSplash 1	ViroGuard	ValuGuard MP	SMS
Best	PyroGuard CRFR	ChemSplash 2	ViroGuard 2	Body Filter 95+	MicroGuard MP

DISPOSABLE PROTECTIVE CLOTHING

VESTS & SHIRTS



First Aid Kits

Each industry and workplace has unique demands. With so many types of first aid kits available. We can help determine which type of first aid kit is best and answer any other questions you may have.

Class A			Class B		
Part#	Type	Capacity	Part#	Type	Capacity
8212A	I,II,III	75-100 person	8212B	I,II,III	75-100 person
8213A	I,II,III	100-150 person	8213B	I,II,III	100-150 person
8214A	I,II,III	150-200 person	8214B	I,II,III	150-200 person
8245A	I,II,III	200-250 person	8245B	I,II,III	200-250 person
*8296	I,II,III	10 person	0586	Heat Stress	1-2 person
*8289	I,II,III	25 person	0902	Emergency	15-20 person
*8270	I,II,III	50 person	*8291	I,II,III	50 person
*8287	Vehicle	25 person			
*8259	Truck Small	10 person			
*8279	Truck Med.	25 person			
8280	Contractors	25 person			

*Kits available in Plastic and Steel

Class A Kits

Class A first aid kits refers to kits whose contents can be used to treat the most common types of injuries, including minor burns, cuts, scrapes, splinters, and stings. These first aid kits are intended for use in office environments or other low-risk workplaces where the potential for major or severe injury is relatively minimal.

Class B Kits

Class B first aid kits are intended for higher-risk work environments where injuries are more common or the chance of a significant medical issue is elevated. In addition to handling minor injuries such as burns, cuts, scrapes, splinters, and stings, Class B kits can also be used to treat more significant injuries, such as fractures.

First Aid Kit Types (Where it's Used)

Type I - Indoor use, fixed locations

- Mounted in a facility, office, or building
- Not intended for portability

Type II - Indoor use, portable

- Common in offices, labs, or low-risk indoor job sites
- Carried to different areas within a workplace

Type III - Mobile indoor/outdoor use, portable

- For mobile work environments, delivery vehicles, or outdoor sheltered locations
- Must have water-resistant container and a means to hand or mount

Type IV - Outdoor use, portable, rugged

- Intended for construction sites, remote areas, or harsh environments
- Designed for durability, water resistance, and rough handling



Class A



Class B



Class A 3 Shelf Cabinet



Standard Emergency Kitt

Call us for refills on First Aid Kits

Multi-Purpose Work Lights



Michael Todd is a proud distributor of all Nightstick products. Please call for more information.



Intrinsically Safe Dual-Light LED Flashlight Kit

No. XPP-5414GX-K01

This Intrinsically Safe (cETLus, ATEX Zone 0 and IECEx) Dual-Light LED flashlight offers peak performance in hazardous work environments. Use the top-mounted buttons to trigger the flashlights focused distance lighting and the floodlights expansive close-up illumination. Maximize the safety and functionality benefits by simultaneously activating both lights in Dual-Light Mode. 120 Lumens. 111m Beam Distance.

Kit ncludes:

- XPP-5414GX Flash Light
- Integrated magnet on the tail
- Reversible pocket clip
- Multi-angle helmet mount
- Durable carrying case

Rechargeable LED Scene Light

No. NSR-1516

The NSR-1516 rechargeable LED area light with magnetic base is perfect when portability is important. This area light cranks out an impressive 2,500 lumens of light on high and 1,250 lumens on low using a single toggle switch. The housing is constructed from cast aluminum and the multi-fin heat sink design keeps the fixture cool to the touch.

Rechargeable LED Scene Light Kit

No. NSR-1516C

Package Includes:

- NSR-1516 Light
- Adjustable handle
- 6ft tripod with cam-lock adjusters
- AC and DC power supplies
- Durable carrying case



Metal Mini-Tac Flashlight

No. MT-100

- Momentary or constant-on flashlight
- Removable pocket clip
- Durable aircraft aluminum anodized finish
- Streamlined profile
- 130 Lumens
- 58m Beam Distance
- Available in Black, Blue, and Red



Ask about our Intrinsically Safe options.



Dual-Light HeadLamp w/ Motion Sensing Activation

No. NSP-4400B

- Hands-free Activation Sensor
- Spotlight/ Floodlight/ Dual-Light
- 320 Lumens Flashlight
- 225 Lumens Floodlight
- 90m Beam Distance

Fall Protection

Lifelines, Harnesses, Kits, & Accessories

Part No.	Size	Weight Capacity
019-5044	Latitude 6' Single Web SRL-P: Carabiner, Snap Hook	130 - 310 lbs.
FS-FSP1250-G	Northstar Classic 50' Cable SRL	130 - 310 lbs.
025-5524	Lodestar Lift 11' Single Web SRL: Snap Hook	130 - 310 lbs.
025-5561	Latitude Edge Arc Flash 10' Dual Web SRL-P: Snap Hook	130 - 310 lbs.
021-1739	V-Select Construction Harness: 1D, QC Chest, TB Legs XS-3X	130 - 310 lbs
FS185	PRO Full Body Harness: 1D, MB Chest, TB Legs XS-3X	130 - 310 lbs
020-3059	V-Line Bucket Combo: FS99280-E Harness, FS88560-E Lanyard	130 - 310 lbs
019-3040	PRO Bag Combo: FS185-XS-3X Harness, 019-5052 SRL, FS8125 Bag	130 - 310 lbs
FS152	PRO+ Bag Combo: FS-FLEX185-XS-3X Harness, FS590 Lanyard, FS8125 Bag	130 - 310 lbs
FS1026	Large Steel Carabiner w/captive pin/ Twist Lock / Large gate opening 2.1"	5,000 lbs.
021-9068	Small Aluminum Boa Carabiner / Twist Lock / Gate opening 0.94"	3,600 lbs.
019-9002	Oval Steel Triple Lock Carabiner / Gate opening 0.55"	3,600 lbs.
FS8150	20" Duffel Bag	-
FS8185	Heavy Duty Gear Bag - XL	-



Latitude Self-Retracting Lifeline

- No. 019-5044**
- Quick-locking system arrests falls within inches
 - Optimized for low clearance where short arrest is critical
 - High-strength, lightweight UHMPE webbing



Pro Full Body Harness

- No. FS185**
- D-rings: fixed dorsal
 - Premium integrated SRL channel
 - Friction buckle torso adjusters



V-Line Bucket Combo

- No. 020-3059**
- Economy personal fall protection components
 - V-Line harness
 - Grouped to meet the needs of specific job site function

Xtirpa

Premium line for confined space with innovative modular solutions for fall arrest, rescue and retrieval equipment. These configurable systems have reinvented the approach to confined space with world-class manufacturing and revolutionary design to maintain a safe environment for your crew.

Xtirpa systems offer lightweight, portable and expandable solutions for fall arrest, rescue and retrieval when entering, exiting and working within confined spaces.

Barricade System

The Xtirpa Davit Arm and Manhole Guard with Integrated Mast does double duty to both secure the entry point and minimize fall risks. This portable system is perfect for situations where an adapter base isn't an option such as sewers, manholes, pits, pipelines and other underground chambers.

Trailer Hitch Mount System

The Xtirpa 24" Mast-Davit Arm with Hitch Mount Stabilizer allows you to position a vehicle exactly where you need anchorage, or it can be mounted to a supporting structure. This extremely versatile solution is designed to adapt to nearly any entry scenario including wells, tanks, vessels, sewers and manholes.



Traffic Cones

Traffic Cones

Options: Colors, Weights & Stenciling

Customize your cones with different colors, weights and stenciling options

Part No.	Size	Weight	Reflective Collars
GLO 18-BB	18"	3	No collar
GLO 186U-BB	18"	3	6" reflective collar
GLO 28-BB	28"	7 lb	No collar
GLO 286U4L-BB	28"	7 lb	6" upper, 4" lower collars
GLO 28H-BB	28"	10 lb	No collars
GLO-28H6U4L-BB	28"	10 lb	6" upper, 4" lower collars
GLO 36-BB	36"	10 lb	No collar
GLO 366U4L-BB	36"	10 lb	6" upper, 4" lower collars
GLO 36H6U4L-BB	36"	12 lb	6" upper, 4" lower collars



Reflective Cone Bar

No. RCB

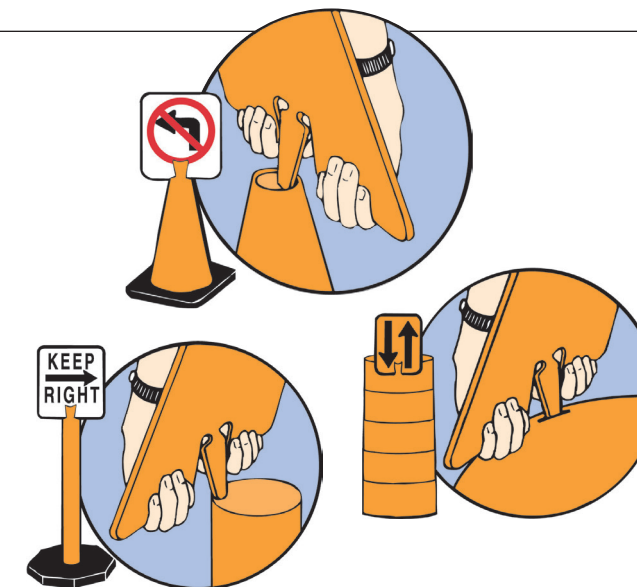
- Adjusts from 48"-81" and fits all standard 18", 28" and 36" traffic cones
- Use to delineate pedestrian areas, define areas of danger or caution in construction areas, or to cordon off confined space work areas
- Black & Yellow or Orange & White



Cone Signs


- 12¾"W x 10½"L or 12"W x 13¼"L
- Easy to install
- Snap on traffic signs
- Can be used on traffic cones, barrels and delineators
- These directional, all weather ABS plastic UV signs give supplemental standard warnings and directions creating safer traffic control
- Ask about standard legends, custom signs and reflectorized signs available to order

See cone sign legends on page 32





Delineator Cones & Channelizers



Delineator Cones

- Looped handle allows for easy movement and handling of several loopers at one time
- Made of durable bright orange low-density polyethylene
- Reinforced handle design prevents cones from sticking when stacked
- Available with 16 and 30 lb molded recycled rubber bases
- Available in several reflective sheeting configurations (high intensity and diamond grade)
- Recessed areas protect sheeting from being scratched
- Handle has a built in attachment to accept a standard barricade light

Part No.	Description
650R1-O-6-HIP	42" Navicade looper channelizer cone no base (4) 6" hip reflective band o/w/o/w
42016-CRU	16 lb hex base
42030-CRU	30 lb rectangular base

Channelizers

Channelizer drums are available in rugged, durable high density or impact resistant, reshapeable low density orange polyethylene with UV inhibitors to minimize fading. Drum tested and certified to meet NCHRP-350 crashworthy requirements and meets or exceeds MUTCD specifications.

D-shaped drum design minimizes rolling after impact and separation from base. Tapered design allows stacking with or without barricade lights for easy handling and storage. Drum minimum width is 18" throughout its 42" height.

Two mounting holes for optional barricade lights and built-in carrying and dragging handle add to its ease of use.

Available Sheeting Options:

- 4" or 6" white or orange Engineer Grade sheeting
- 4" or 6" white or orange High Intensity sheeting
- 4" or 6" white or orange Diamond Grade sheeting
- Please check sheeting specifications in your area

Part No.	Description
18046-HD-HIP-NB	Low-density drum no base (4) 6" hip bands o/w/o/w
18020-TRB	25 lb tire ring base



Type I & II Folding Barricades



Plastic Legs + Plastic Panels

No. 100-WT8HI-P

- Type I high-impact folding barricade
- Blow-molded legs & panels w/ (2) 8" x 24" top panels FHIP
- Sand fillable legs that can hold 5lbs of sand per leg
- (2) 8" x 24" bottom panels NS

No. 100-WT8B8HI-P

- Type II high-impact folding barricade
- Blow-molded legs & panels w/(2) 8" x 24" top panels FHIP
- Sand fillable legs that can hold 5lbs of sand per leg
- (2) 8" x 24" bottom panels FHIP

See barricade lights on page 16




14 Gauge Galvanized Legs + Plastic Panels

No. 105G-T8EGB8

- Type I folding barricade
- 14 ga galvanized legs
- Blow-molded plastic panels
- (2) 8" x 24" top panels EG
- (2) 6" x 24" bottom panels NS

No. 105G-T8HIPB8HIP

- Type II folding barricade
- 14 ga galvanized legs
- Blow-molded plastic panels
- (2) 8" x 24" top panels FHIP
- (2) 8" x 24" bottom panels FHIP



Wood Panels + 14 Gauge Galvanized Legs

No. 10024-T1-HI-14

- Type I
- 24" x 8/6"
- Plywood panels
- 14 ga galvanized legs
- HIP, left & right

No. 10024-T2-HI-14

- Type II
- 24" x 8/8"
- Plywood panels
- 14 ga galvanized legs
- HIP, left & right

No. 10036-T1-HI-14

- Type I
- 36" x 12/6"
- Plywood panels
- 14 ga galvanized legs
- HIP, left & right

No. 10036-T2-HI-14

- Type II
- 36" x 8/8"
- Plywood panels
- 14 ga galvanized legs
- HIP, left & right

Replacement panels available for all models




Type III Barricades & Barricade Tape

Type III Barricades

Plasticade® Plastic Power Post Uprights and Angle Iron Feet

- 37 lb
- Holes drilled
- Power post 63" uprights
- 10 ga galvanized angle iron feet
- Assembly hardware


Part No.	Description
3408-HIP-LR-DRILL-KIT	Left & right 8' boards with HIP sheeting on both sides
3408-HIP-R-DRILL-KIT	8' boards with HIP sheeting on right side only
3408-HIP-L-DRILL-KIT	8' boards with HIP sheeting on left side only



Plasticade® Steel Square Tube Feet and Uprights

- 55lb
- Holes drilled
- Steel square tube 63" uprights
- Steel square tube feet
- Assembly hardware

Part No.	Description
3508-HIP-LR-DRILL-KIT	Left & right 8' boards with HIP sheeting on both sides
3508-HIP-R-DRILL-KIT	8' boards with HIP sheeting on right side only
3508-HIP-L-DRILL-KIT	8' boards with HIP sheeting on left side only



See barricade lights on page 16

Barricade Tape

Pressure Sensitive Barricade Tape

- Direction: Left slant or Right slant
- Sheeting Options: Diamond grade, Prismatic hi-intensity grade, Engineered grade
- Sizes: 6" x 50 yd, 8" x 50 yd, 12" x 50 yd

A-Frames & Specialty Barricades

Omni A-Frame

2003W Single Omni Injection Molded A-Frame Leg

- Uses I-beam and plastic boards
- Can be filled with sand

Part No.	Size	# of Panels
203W-306HIP	6 ft	1 panel
203W-308HIP	8 ft	1 panel
203W-310HIP	10 ft	1 panel
2003W-306HIP	6 ft	2 panel
2003W-308HIP	8 ft	2 panel
2003W-310HIP	10 ft	2 panel



Hydrocade™ Water Barricade System

This impact-resistant polyethylene, rigid, barricade is water fillable (holds up to 81 gallons of water) for ballasting, stackable for storage and transportation, and accepts a standard barricade light.

Each unit is 79"Lx17.5"Wx32"H(72" connected length).

Optional fencing available

Available with No sheeting, Engineer grade, or High-intensity grade sheeting on one or both sides

Part No.	Size
HYD-O	Orange(specify sheeting)
HYD-W	White(specify sheeting)
568	1.66"x96" Fence Post
569	51"Hx67"W Fence Panel
573-KIT	Fastner Kit for Fencing
HYD-WRENCH	Drain Plug Wrench



ADA Pathcade Barricade System


Multi-functional barricade system meets ADA requirements. This barricade system can be used as a ADA Pedestrian Pathway System, Crowd Control System, Manhole Guard, and Longitudinal Channelizing Device. Stackable for storage and transportation, and accepts a standard barricade light.

Each unit is 72"Lx38"H(69" connected length).

Holes for attaching signage to panel(holds 20"W x 14"H Sign on each side)

Available with No sheeting, Engineer grade, High-intensity grade, or Diamond grade sheeting on one or both sides. Sheeting is available in Top only or Top and Bottom.







Part No.	Size
2008-O	Orange(specify sheeting)
2008-W	White(specify sheeting)





Flags, Banners & Fence

Flags, Banners, Sandbags

		
Vinyl Flag No. 1818HD <ul style="list-style-type: none"> 18" x 18" fluorescent red/orange Vinyl coated flag With stay/stiffener 3/4" x 30" hardwood dowel Use with LFM for marking new sign locations 	Mesh Flag No. KVF-1830 Flag with 3/4" x 30" hardwood dowel No. KVFO-18 Flag without wood dowel <ul style="list-style-type: none"> 18" x 18" heavy duty mesh Fluorescent red/orange color Resists fraying, tearing and snagging 	Flag Mount Bracket No. LFM <ul style="list-style-type: none"> For use with square (1 1/4" and 2") and U-channel posts Attaches to Type III uprights Holds (2) flags* with 3/4" dowels Holds (1) warning light* <i>*Flags & warning light sold separately</i>
		
Airport Flag No. SM-AF <ul style="list-style-type: none"> 36" x 36" airport flag Alternating 12" x 12" orange and white squares Long wearing nylon construction Available with or without grommets 	Hula Skirt No. 14976-0-750 <ul style="list-style-type: none"> 3/4" x 50 yd Yellow/black/yellow woven barricade webbing Glo-reinforced barricade tape strips 12 strips every 12" 	Sandbags No. SBO-14226-X (Standard Duty) No. SBB-HVY-1426-X (Heavy Duty) <ul style="list-style-type: none"> 14" x 26" Hi UV stabilized Tie cord attached 100 bags / bundle Standard Duty 50lb capacity / Heavy Duty 100lb capacity

Fence

	Orange Safety Fence No. 48X50E <ul style="list-style-type: none"> 4' x 50' orange safety fence 	Orange Safety Fence with (3) Bands of Caution Tape No. 48X50-CAUTION
Green Safety Fence No. 48X50-G <ul style="list-style-type: none"> 4' x 50' green safety fence 	Heavy Duty Orange Snow Fence No. SF5048100 <ul style="list-style-type: none"> 4' x 100' heavy duty snow control fence 37# No. SF504850 <ul style="list-style-type: none"> 4' x 50' heavy duty snow control fence 18# 	

See T posts on page 39 (with U-channel posts)



Tape & Measuring Tools

Tape

			
Barrier Tape No. BARRIER1 Caution Do Not Enter No. BARRIER3 Caution/Caution No. BARRIER4 Caution Police Line Do Not Cross <ul style="list-style-type: none"> 3" x 1000 ft, heavy duty 3 mil, disposable 12 rolls / carton 	Flagging Tape No. FLAGGING <ul style="list-style-type: none"> 1 1/4" x 150 ft rolls 3 mil PVC material Identifies stakes, boundaries, and dangerous areas 12 rolls / carton Standard stock colors: Pink or Orange, other colors available upon request 	Floor & Aisle Marking No. T-202 Black/Yellow No. T-203Y Yellow No. T-203R Red <ul style="list-style-type: none"> 2" x 36 yd Self-adhesive vinyl tape Will adhere to clean surface Ideal for marking hazards 	Conspicuity Tape Dot-C2 No. 2x30RW 2" x 30' Red & White (11"/7") No. 2x150RW 2" x 150' Red & White (11"/7") No. 2x150RW2 2" x 150' Red & White (6"/6") No. 2x150W 2" x 150' Solid White A highly reflective vehicle tape product that meets or exceeds the requirements of NHTSA FMVSS 108 (49 CFR 571), ASTM D4956, and Transport Canada TSD 108 and carries the DOT-C2 watermark certification for compliance.

Keson Measuring & Marking Products

Measuring Tools

Part No.	Description	Units
PGPRO1025V	25 ft x 1"	1/10, 1/100
PGPRO1825V	25 ft x 1"	1/8, 1/16
PGPRO1830V	30 ft x 1"	1/8, 1/16
WR1810	6 ft x 5/8" wooden ruler	
LKB48	48" Box Beam level	

Measuring Wheel

Part No.	Description	Units
RRT12	12" diameter 3 ft circumference	feet & inches

Marking Chalk

Part No.	Description
8B	Prochalk Level 1 standard blue 8 oz
8GO	Prochalk Level 2 hi-viz glo-orange 8 oz
8R	Prochalk Level 3 semi-permanent red 8 oz
105GO	Prochalk Level 2 hi-viz glo-orange 5 lb

Chalk Reel Line

Part No.	Description
P100	100 ft bold string holds 3 oz chalk
G100	150 ft bold string holds 1 lb of chalk

Truck Safety

Wheel Chocks

Heavy Duty Rubber Wheel Chock with Chain Eye
No. W78V-E
 • 10" x 8" x 6" recycled rubber



Ratchet Straps

30 Foot Commercial Grade Ratchet Tie Down with Double J-Hooks

- No. 5483000**
- Working load limit of 3300 lb
 - Break strength of 10,000 lb
 - High-strength 2" x 30' polyester strap for lasting durability
 - Robust holding power to safely secure heavy cargo
 - Wide through-handle design provides a comfortable full-hand grip with or without gloves for enhanced power and control
 - Ratchet mechanism allows for precise tension adjustments to safely secure all loads
 - Double J hooks provide secure attachment to anchoring hardware
 - White zinc-plated for corrosion resistance
 - Great for securing large loads, equipment, building supplies, and more




12 Foot Ratchet Tie Down (2 Pack)

- No. RTD211218**
- Working load limit of 600 lb
 - Break strength of 1800 lb
 - High-strength 1" x 12' polyester strap for lasting durability
 - Ratchet mechanism allows precise tension adjustments to secure loads of all shapes and sizes
 - Coated steel S hooks provide easy attachment and help prevent damage to your vehicle
 - Vinyl-coated steel hooks help prevent damage to your vehicle.
 - Padded handle and thumb release button offer a comfortable grip while securing and releasing your cargo
 - Zinc-plated for corrosion resistance
 - Product common use: trailers, tie points, cargo control



Tarp Straps with Hooks

Part No.	Size
CC8409	9"
CC8415	15"
CC8421	21"
CC8431	31"



General purpose and heavy duty truck tarps available in varying sizes

Diesel Truck Safety

Part No.	Description
PSVC8026	Power Service Diesel 911 • 26 fl oz (12 per case) • Restores flow of fuel to engine caused by gelled fuel or frozen fuel-filters
HOWE103062	Howes Diesel Treat Anti-Gel • 32 fl oz (6 per case) • Fuel lubricator • Prevents deposits and removes water
JOHN3282	Johnsens's Polar De-Icer • 11.5 oz (12 per case) • Quickly melts ice and frost on vehicle windows and headlights



Warning Lights



Guardian Angel LED Safety Device

- 360° light quickly attaches to hard hats/helmets, traffic cones, vest and more with built-in rare-Earth magnet & mounts
- Elite series: 18 LEDs, 150 hour runtime, visible 5+ miles
- Micro series: 14 LEDs, 62 hour runtime, visible 3+ miles

Numerous color variations, features and accessories to choose from. Please call for more information.

Part No.	Description
ELT-RB	Red & blue law enforcement only elite series
ELT-GYGY	Amber & green elite series
ELT-WGY	White & green & amber elite series
ELT-WO	White & orange elite series
ELT-WY	White & amber elite series
ELT-WYWY	White & amber / white & amber elite series
MCR-WY	White & amber micro series

Ultra Thin 5-Inch LED Strobe Light Series

- Ultra-slim .26 in. profile mounts into tight spaces
- 12-24V strobe light features 23 flash patterns with alternating and synchronous features
- Includes 3M™ self-adhesive tape for simple fastening
- Backed with a 5 year warranty
- IPX8 waterproof rated
- Solid colors have a SAE J595 Class 1 rating and are CA13 certified
- Additional colors and combinations available

Part No.	Description
8892200	All amber LED ultra thin surface mount strobe light
8892202	3 amber + 3 clear LED ultra thin surface mount strobe light
8892208	3 amber + 3 blue LED ultra thin surface mount strobe light



Class 1 Low Profile Oval LED Mini Light Bar

- Size: 6.69" x 9.88" bar
- Comprised of 40 LEDs and features 20 adjustable flash patterns
- Mounts to vehicle with heavy duty magnetic feet or with included mounting studs
- Includes 15 ft power cord with accessory power plug, on/off switch, and momentary switch
- Backed with a 5 year warranty
- Rated SAE J845 Class 1
- Product common use: snow plow truck, work truck, pickup trucks, trailers
- Additional colors and combinations available

Part No.	Description
8891080	All amber
8891082	Amber + Clear



15-Inch Octagonal LED Mini Light Bar Series

- Size: 15" octagon
- 12-24V light features 10 adjustable flash patterns
- Mounts to vehicle with heavy duty magnetic feet or included mounting studs
- Includes 15 ft power cord with accessory power plug, on/off switch, and momentary switch
- Backed with a 5 year warranty
- Amber light comes with a SAE J845 Class 1 rating
- Product common use: snow plow truck, work truck, pickup trucks, trailers
- Additional colors and combinations available

Part No.	Description
8891060	56 LED amber mini light bar
8891062	34 amber + 34 clear LED mini light bar
8891068	34 amber + 34 blue LED mini light bar



Class 15-Inch Wide Amber Led Beacon

- No. SL502A**
- Can be permanently or magnetically mounted
 - Includes 10 ft power cord with accessory power plug and built-in control switch for easy operation
 - Plugs into your vehicle's auxiliary power port
 - Rated SAE J845 Class 1



Barricade Lights

		
<p>Model 2006 Type A/C Barricade Light No. 2006 or 2006-R</p> <ul style="list-style-type: none"> Type A, C and 3-way, 3-volt high efficiency lights Impact-absorbing breakaway candles reduce internal damage Can operate on 2 or 4 D-cell batteries Battery life: 6-7 months on 4 alkaline D-cell batteries Meets MUTCD and ITE standards Available in red color lens Yellow base is standard, other colors available upon request 10 per box / 36 boxes per pallet 	<p>Model 2006 + Solar Assist Barricade Light No. 2006+ or 2006+R</p> <ul style="list-style-type: none"> Internal solar panels trickle charge D-cell alkaline batteries Battery life: 19-20 months on 4 alkaline D-cell batteries Internal solar panels prevent damage and theft Candles from Model 2006 and 2006+ Solar Assist are interchangeable Meets MUTCD and ITE standards Available in red color lens Yellow base is standard, other colors available upon request 10 per box / 36 boxes per pallet 	<p>Model 2006-S SolarType A/C Solar No. 2006S or 2006SR</p> <ul style="list-style-type: none"> True solar light with all circuitry in head assembly Solar panels charge internal high-capacity NiMH rechargeable battery Battery life: 5 years in either mode on 4 alkaline D-cell batteries Meets MUTCD and ITE standards Available in red color lens Yellow base is standard, other colors available upon request 10 per box / 36 boxes per pallet
		
<p>Model 212-3 Solar Type B No. 212-3SOLAR-A or 212-3SOLAR-R</p> <ul style="list-style-type: none"> Solar panel recharges 3 built-in high-capacity NiMH batteries Battery life: approximately 4 years Meets MUTCD and ITE standards Available with L-bracket mount Available in red color lens Yellow base is standard, other colors available upon request. 6 per box / 36 boxes per pallet 	<p>Flag Mount Bracket No. LFM</p> <ul style="list-style-type: none"> For use with square (1 3/4" and 2") and U-channel posts Attaches to Type III uprights Holds (2) flags* with 3/4" dowels Holds (1) warning light* *Flags & warning light sold separately 	<p>Type A Sequential Device No. TYPEA-S</p> <ul style="list-style-type: none"> Continuously lit with a momentary flash that sequences through lights Meets MUTCD and ITE standards Synchronized circuits communicate up to 1,000 ft without line of sight, automatically positioning themselves in the correct sequence Available in solar and non-solar options Yellow base is standard, other colors available upon request 10 per box / 30 boxes per pallet

Batteries

<p>No. 6V-HD</p> <ul style="list-style-type: none"> 6V spring terminal battery Heavy duty industrial grade 12 batteries / case 	<p>No. AL-D</p> <ul style="list-style-type: none"> Alkaline D-cell batteries For high drain frequent use devices 6 batteries / package Sold in package quantities only 	<p>No. AL-AA & AL-AAA</p> <ul style="list-style-type: none"> Alkaline AA & AAA batteries 8 batteries / package Sold in package quantities only
--	---	--

Arrow Boards



Wanco 25-Light 55-Watt LED Solar Powered Arrow Board

No. WTSP55-LSAC

- High-output amber LEDs
- Easy to operate and maintain
- Selectable arrow and display patterns with automatic dimming
- Heavy-duty hand-winch with safety brake for one-person board raising
- Locking device secures arrow board during use and transport
- Controller located safely away from traffic with resettable fuses
- Weather-resistant, lockable control box cover
- Short-circuit protection for control box outputs
- Stabilizer legs provide stability in high winds
- Energy-efficient for long run times
- Batteries charge via solar panels or commercial power
- Solar panels auto-disconnect when batteries are full
- Reverse polarity protection and low-voltage disconnect circuit
- Solid state voltage regulator with charge indicator

Solar School Zone Caution Beacons

School Zone Flashing Caution Beacon Kit

No. WCBSZ-55-3L

Package Includes:

- Two 12" polycarbonate heads with flashing amber LEDs and one 8" polycarbonate rear head with round pole mounting brackets
- Controller: Solid-State flasher (50-60 flashes / minute). Controls flash rate, night dimming, solar charging and LVD
- Time switch: Load school year schedule on 365 day timer, manual programming
- Cable length: 15ft from head to battery box and 4ft from head to solar panel
- Solar panel: One 50W Solar Panel on tilted frame, mounts to 4" OD aluminum pole surface
- Batteries: Aluminum pole box with police key latch, two 12Vdc AGM batteries (150 Ah Total Capacity)



*Signage not included in kit

Pole-Mounted Radar Signs

- Weather-resistant aluminum cabinet
- Anti-glare frosted polycarbonate window
- Matrix display 13" or 26" LED amber characters
- Rotary knob selector switch
- Approach-only k-band speed radar (FCC approved)
- Commercial AC power supply
- Pole mount brackets on the back
- 5-year manufactured electronics warranty
- 2-year radar head warranty

A/C Hard Wired Models

Part No.	Description
208793-C1	Small Pole Mounted Hard-Wired Sign • 24" x 30" display • 13" LED character • 110 VAC power
209547-C1	Large Pole Mounted Hard-Wired Radar Sign • 36" x 36" display • 26" LED character • 110 VAC power

Solar Models

Part No.	Description
208328-C1	Small Pole Mounted Solar Radar Sign • 24" x 30" display • 13" LED character • 65W solar panel • 2 AGM GRP 24 batteries (150 Ah total capacity)
208544-C1	Large Pole Mounted Solar Radar Sign • 36" x 36" display • 26" LED character • 65W solar panel • 2 AGM GRP 24 batteries (150 Ah total capacity)

Ask about add-on options concerning electronics, communications, solar capabilities and mounting poles





Spray Paint & Paint Applicators



Michael Todd is a proud distributor of all AerVOE products. Visit aerVOE.com to view their full-line catalog.

Supreme Stripping Paint

Top-of-the-line striping paint with the highest pigment, solids-to-weight ratio attainable with today's packaging technology.

- Solvent based for road surfaces
- Water based for athletic fields and road surfaces
- Fast drying: 15 minutes to touch
- VOC compliant and lead-free
- One case will yield a 4" strip approximately 700 linear feet
- Durable, long-lasting colors
- Non-clogging tip
- Apply with #800 or #801 Vers-A-Striper (see below)
- 20 oz can (18 oz net) / 12 per case

Solvent-Based		Water Based	
Item No.	Description	Item No.	Description
S701	Supreme White	S790	Athletic White
S702	Supreme Yellow	S791	Athletic Yellow
S750	Traffic Blue	S792	Athletic Blue
S770	Asphalt Black	S793	Athletic Red



Survey Marking & Construction Paint

Survey Marking Paint – 20 oz

Item No.	Description
S201	Red Invert
S202	Yellow Invert
S203	Blue Invert
S204	Green Invert
S207	White Invert
S222	FI Orange Invert
S227	FI Blue Invert
S229	FI Pink Invert

Construction Marking Paint – 20 oz

Item No.	Description
S247	FI Orange Invert
S249	FI Pink Invert
S254	Blue Invert
S255	White Invert
S256	Red Invert
S259	Green Invert



- Colors meet OSHA and APWA/One-Call systems standards
- Not affected by moisture
- Spray-through cap eliminates accidental discharge and empties completely
- High delivery (HD) tip and valve system
- Survey Marking Paint: regular colors last up to 6 months, fluorescent colors will last 3–6 months depending on traffic and exposure
- Construction Marking Paint: color durability lasts 3 months
- 20 oz can (18 oz net) / 12 per case

Vers-A-Striper®

No. S800

A heavy-duty, yet lightweight, applicator for AerVOE striping paint on pavement/concrete surfaces.

- For use on hard surfaces such as asphalt and concrete
- Stripe widths up to 4"
- Includes a striping alignment guide
- Dimensions: 30.25 x 13 x 10.25 in



AerVOE Marking Stick

No: S245

- 34" handheld inverted marking paint applicator with new ergonomically designed trigger and grip
- For use with AerVOE survey and construction inverted marking paints



Marking Flags

No: ENGF

- 4"x5" flag with 21" or 30" wire staff
- Standard colors: red, white, yellow, orange, blue, and green
- 100 flags / bundle / 1000 flags / case
- Imprinted flags available by special order



Line Stripers

Graco LineLazer Sprayers

Airless Stripers for Professional Contract Striping

LineLazer 3400

The LineLazer 3400 is the professional choice for dependable, 1-gun striping for small parking lots, mini malls, seal coating contractors, schools, and park and recreation departments.

- Rear mount hose wrap allowing easier stencil job and on/off functionality
- Accepts 15 gal hopper and EZ bead system
- Operator controls on handlebars
- New handlebar design reducing vibration for less operator fatigue
- Electronic pressure control
- Endurance chromex pump
- Honda GX Engine with oil alert
- Easy out pump filter
- Front swivel wheel for easier maneuverability for striping right up to curb



LineLazer V 3900

For those advanced striping jobs that require layout work or skip lines, the LineLazer V 3900 Series line striper includes additional features to help you work smarter, finish jobs faster and increase your profitability.

- LiveLook display with SmartControl — track, measure and control every aspect of your job
- Honda GX engine — easy-to-start power with oil alerts
- EasyMark gun adjustment system
- EZ align wheel system
- DualComfort handlebar system
- Options: Standard or HP Automatic
- Gun Activation Options: 1 Automatic & 1 Manual, 2 Manual, or 2 Automatic
- Attachments: Lazerguide 1700, or Lazerguide 2000

Specifications	LineLazer 3400	LineLazer 3900
Max Tip Size	0.027 in	0.036 in
Max Working Pressure (psi / bar)	3,300 / 227	3,300 / 227
Max Output (gpm / 1 pm)	0.75 / 2.8	1.25 / 4.7
Applications	Turf & pavement	Turf & pavement
Honda GX Engine (cc / hp)	160 / 73	230 / 104 Standard Unit 240 / 109 HP Automatic Units
Gun Support	1 Gun: 0.027	1 Gun: 0.036 2 Gun: 0.025

Ask about high-performance striping accessories to maximize job site productivity



Traffic Paint & Temporary Pavement Marking

Ennis-Flint by PPG Traffic Paint

Ennis-Flint pavement marking paint offers a full line of waterborne traffic paints. From highway striping to parking lot delineation, choose from our versatile selection of traffic paints for your next project.


Waterborne traffic paint is formulated for use in temperatures as low as 35° to as high as 120° Fahrenheit.

Traffic paint is available in 5 gallon pails.

**Inquire about solvent based paint availability.

Fed Spec III – Striping/ Traffic Paint – Fast Dry

Item No.	Color
985201-5P	White
985202-5P	Yellow
985203-5P	Black
985204-5P	Red
985205-5P	Blue
985206-5P	Green



Glass Beads

Part No. BEADS

- Optimal embedment for maximum reflectivity
- Moisture proof properties to ensure application ease
- Encapsulated to promote maximum adhesion
- 50 lb bags

Form-Flex Marking Stencils



Over 300 standard poly vinyl stencils available with thicknesses of 1/8" and 1/16" gauge to withstand heavy use. All stencils are designed to meet D.O.T. specs nationwide.

Preformed Thermoplastic Pavement Markings

Offering exceptional durability and engineered to last 6 to 8 times longer than traditional waterborne paint, these heavy-duty, preformed thermoplastic pavement marking materials deliver long-lasting durability, retro reflectivity, skid resistance, and cost effectiveness.

Preformed thermoplastics are ideal for transverse markings such as lines, legends, arrows, symbols, heavy-duty intersection crosswalks, and custom horizontal surface signage.

Call for more information and pricing.

<p>Temporary Pavement Striping Tape</p> <p>No. PAVE 100W White</p> <p>No. PAVE 100Y Yellow</p> <ul style="list-style-type: none"> • 4" x 100 yd • For temporary traffic control in work zones • High-index glass beads for maximum reflectivity • Built on a rugged conformable aluminum base that molds to any road surface • Simple unwinding and superior holding power • 2 rolls per box 	<p>Temporary Chip Seal Markers (TRPM)</p> <p>No. TRPM-W1 White 1-way marker</p> <p>No. TRPM-Y2 Yellow 2-way marker</p> <ul style="list-style-type: none"> • Effective guidance in work zones both day and night • Easy placement prior to chip sealing • Remove protective cover after sealing to expose a bright surface day and night and in all conditions • Colors: White or Yellow • 500 markers per package 	<p>Temporary Overlay Marker (TOM)</p> <p>No. TOM-W1 White 1-way marker</p> <p>No. TOM-Y2 Yellow 2-way marker</p> <ul style="list-style-type: none"> • Identical body to TRPM marker without the clear plastic removable cover • Used for lane delineation in temporary work zones that involve asphalt paving projects • Colors: White or Yellow • 500 markers per package

Delineators & Speed Bumps

Reboundable Delineators

Reboundable delineators are economical surface mounted delineator posts made from UV resistant urethane and provide 180° to 360° reflectivity.

Posts can be attached to a flexible Urethane base for high-speed applications, or an ABS plastic base for lower-speed applications and can adhere to the road surface with SuperBundy® adhesive pads, 2.5" concrete bolts, or 4" asphalt bolts.

Base Options

- URETHANE 19700B designed for high speed / higher impact applications
- ABS 19300B & 19500B designed for lower speed / lower impact applications

Post Options

- Styles: 2.2" round, 2.2" round with flat top, or 3" round & cloverleaf top
- Colors: Orange, White, or Yellow
- Lengths: 18", 28", 36", 42", or 48"



Parking Curbs and Speed Bumps

Part No.	Size	Weight	Hrdw.
SB48N-S	4' speed bump with 2 yellow stripes only, no hardware. 48"L x 12"W x 2.5"H	35 lb	3
SB48N-SE	4' speed bump with 6 cat eye reflectors and 2 yellow stripes only	35 lb	3
SB72N-S	6' speed bump with 3 yellow stripes only, no hardware. 72"L x 12"W x 2.5"H	52 lb	4
SB72N-SE	6' speed bump with 8 cat eye reflectors and 3 yellow stripes only	52 lb	4
SBE CN	End cap for 2.5" tall speed bumps only, no hardware. 7"L x 12.25"W x 2.5"H	3.5 lb	2
ST-4Y	4' parking stop with 2 yellow stripes on each side only, no hardware 48"L x 6"W x 4.5"H	30 lb	3
STN-6Y or 6W	6' parking stop with 4 yellow or white stripes on each side only, no hardware 72"L x 6"W x 4.5"H	35.5 lb	4
SH36	Speed Hump Section with 2 yellow stripes only, no hardware. 36"W x 24"L x 2.4"H	52 lb	6
SHECF	Speed Hump End Cap Female only, no hardware. 17.5"W x 36"D x 2.4"H	23lb	5
SHECM	Speed Hump End Cap Male only, no hardware. 17.5"W x 36"D x 2.4"H	23 lb	5
XASPHALT	Asphalt installation hardware for speed bumps & humps and parking stops. Includes 1 piece each of 14" x 1/2" rebar spike and 5/8" washer	1 lb	
XCONCRETE	Concrete installation hardware for speed bumps & humps. Includes 1 piece each of 4 1/2" lag bolt, 2" lag shield, 1/2" washer	1 lb	
XCONCRETE-ST	Concrete installation hardware for parking stops. Includes 1 piece each of 6" lag bolt, 2" lag shield, 1/2" washer	1 lb	



Parking Curb

No. STN-6Y

- 1/10 weight of concrete
- Better visibility than concrete curbs
- Easy to install



Speed Bump

No. SB72N-S

- Withstands 120,000 lb
- Channeled bottom allows for cabling or piping and facilitates drainage
- Built in reflectors for added safety and visibility



Speed Hump

No. SH36

- Good for heavy traffic areas
- Channeled bottom allows for cabling or piping and facilitates drainage
- Gentler than speed bumps





Delineators & Markers

Delineator Posts

- No. DP6**
 • 6 ft 1.12 lb per foot green delineator post
- No. DP7**
 • 7 ft 1.12 lb per foot green delineator post



Carsonite Posts

- Sheeting options: high-intensity grade white or yellow, single or double sided

Item No.	Description
72PW1	72" white carsonite post no sheeting
72PY1	72" yellow carsonite post no sheeting
62PW1	62" white carsonite post no sheeting
62PY1	62" yellow carsonite post no sheeting
D400	Carsonite post driver
P100D	Carsonite pilot hole driver



Post Guard® Bollards & Covers

Post Guard Bollard Covers

Post Guard bollard covers are quick and easy to install. No tools or adhesives are required. Each cover includes 2 strips of installation foam. Simply cross the foam strips over the existing post and slide on the cover!



Bollard Covers

- Two recessed reflective stripes — increased visibility and safety
- Quick and easy installation — a secure fit, no tools or adhesive needed
- High-density polyethylene (HDPE) with stronger intermolecular forces, tensile strength, and solvent resistance




Reflectors & Markers

Button Delineators No. 18 - Aluminum Back No. 68 - Plastic Back • Size: 3/4" • Effective reflex area: 7 sq in • Colors: Amber, Clear, Red, Green, or Blue	3-Spot Reflectors OM2-1V No. RF-3A Amber on Yellow No. RF-3R Red on Red • 3-Spot Reflectors 6" x 15" • .080 aluminum	Aluminum Reflectors OM2-2V No. RF-6A Yellow No. RF-6R Red No. RF-6W White • 3" x 8" Hi-intensity • .080 aluminum	Type III Object Marker No. OM-3L Left No. OM-3C Center No. OM-3R Right • 12" x 36" • .080 aluminum
Type I Object Marker No. OM1-3 Hi-Intensity Yellow Object Marker No. OM1-1 9-Spot Reflector Amber on Yellow • 18" x 18" • .080 aluminum	Type II Object Marker No. OM2-2V 6" x 12" Vertical Marker No. OM2-2H 12" x 6" Horizontal Marker • Hi-intensity yellow • .080 aluminum	End of Road Marker No. OM4-1 9-Spot Reflector Red on Red No. OM4-2 9-Spot Reflector Red on Black • 18" x 18" • .080 aluminum	

Dome Top Covers

- Quick and easy installation — a secure fit, no tools or adhesive needed
- HDPE with stronger intermolecular forces, tensile strength, and solvent resistance



Bolt Down Bollards

- One-piece design with welded-on cap
- Easy surface mount install — no core drilling or excavation
- Two wall thickness options:
 - Schedule 10 steel, 25 lb
 - Schedule 40 steel, 45 lb
 - Optional base covers protect bolts and improve appearance
 - 4" outer diameter
 - 42" height
 - 8" x 8" x 0.55" base
 - Four 3/4" holes for install

Solar Power LED Signs

Solar Power LED signs

No. SOL-*MUTCD CODE*

- Make any MUTCD sign with LEDs
- 2-sided solar panel for increased energy efficiency
- MUTCD compliant
- Universal mounting hardware for mounting to new or existing post
- Assembled in the USA

Sizes:

24", 30", 36"

LED Options:

White, Red, Amber

Reflective Sheeting Options:

ENG, HIP, DIA

Specs:

- LED Sign Type: Flashing Traffic Control Sign
- Sign Material: Aluminum
- Retroreflective Grade: Engineer, HIP, or Diamond Grade
- LED Life Expectancy: 100,000 hr
- LED Wattage: 1/2W
- Includes Sign Post: No
- Sign Height: varies
- Sign Width: varies
- Aluminum Thickness: 0.08 in
- Overall Sign Thickness: 1.375 in
- Basic Power Source: Solar
- Number of Sides: 1
- Includes Battery: Yes
- Battery Type: Lithium Ion
- Battery Capacity: 12V 7.5Ah
- Battery Life w/out Charge: 48 hr
- Includes Solar Panel: Yes
- Solar Panel Wattage: 18V 22W
- Solar Panel Dimensions: 12"x18"
- Activation Method: Off / Dusk-Dawn / 24/7 Key
- Includes Mounting Hardware: Yes
- Sign Mounting Style: Mounting Holes
- Mounting Hole Dia: 0.375 in
- IP Rating: IP67
- Enclosure Material: Aluminum
- Warranty: 2 years































- LED Sign
- Bi-Facial Solar Panel
- Li-ion Battery
- Panel Direction Mount
- Function Keys
- Allen Wrench
- x2 Zip Ties
- x2 Stainless Steel Bolts
- Compass



Regulatory Signs

No. R1-1 18", 24", 30", 36"	No. R1-2 30", 36"	No. R1-3B (3-Way) No. R1-3A (4-Way) 12" x 6" No. R1-4 (All-Way) 18" x 6"	No. R1-5L 18" Substitute R for right arrow	No. R1-5AL 18" x 24" Substitute R for right arrow	No. R1-6 (Yield) No. R1-6A (Stop) 12" x 36"
No. R2-1 18" x 24", 24" x 30" Specify speed limit	No. R2-5A 24" x 30"	No. R2-5E 24" x 30"	No. R3-1S 24"	No. R3-1A 18" x 24"	No. R3-1P 24" x 18"
No. R3-2S 24"	No. R3-2A 18" x 24"	No. R3-2P 18" x 24"	No. R3-4S 24"	No. R3-4A 18" x 24"	No. R3-4P 18" x 24"
No. R3-3 24"	No. R3-5A 30" x 36"	No. R3-5L (or R) 30" x 36"	No. R3-6L (or R) 30" x 36"	No. R3-7L 30"	No. R4-3 24" x 30"
No. R3-8 30"	No. R3-9A 30" x 36"	No. R3-9B 24" x 36"	No. R3-18 24"	No. R4-1 24" x 30"	No. R4-3 24" x 30"
No. R4-7A 18" x 24"	No. R4-7P 24" x 18"	No. R4-7S 24" x 30"	No. R4-8S 24" x 30"	No. R5-1 24", 30"	No. R5-1A 30" x 18"

Regulatory Signs

					
No. R5-2A 24" x 24"	No. R5-2P 24" x 18"	No. R5-2S 24"	No. R5-3 24"	No. R5-804 18" x 24"	No. R5-805 18" x 24"
					
No. R6-1R 36" x 12"	No. R6-1L 36" x 12"	No. R6-2R 18" x 24", 24" x 30"	No. R6-2L 18" x 24", 24" x 30"	No. R-63 18" x 24"	No. R8-3S 12", 24"
					
No. R-94 18" x 24"	No. R-95 18" x 24"	No. R14-3 18" x 24"	No. R10-6 24" x 36"	No. R10-7 24" x 30"	No. R10-11A 24" x 30"
					
No. R10-12 24" x 30"	No. R11-2 48" x 30"	No. R11-4 60" x 30"		No. R11-5 24"	
					
No. R12-1 18" x 24", 24" x 30" Specify weight	No. R12-3 24" x 36" Specify Weight	No. R12-5 24" x 36" Specify Weight	No. R14-2 24" x 18"	No. R15-1 48" x 9"	No. R42-1 24", 36"

Check with your state DOT for specifications.

Warning Signs

					
No. W1-1L* 24", 30", 36"	No. W1-2L* 24", 30", 36"	No. W1-3L* 24", 30", 36"	No. W1-4L* 24", 30", 36"	No. W1-5L* 24", 30", 36"	No. W1-6 36" x 18", 48" x 24"
					
No. W1-7 36" x 18", 48" x 24"	No. W1-8 12" x 18", 18" x 24"	No. W2-1 24", 30", 36"	No. W2-2 24", 30", 36"	No. W2-3L* 24", 30", 36"	No. W2-4 24", 30", 36"
					
No. W2-5 24", 30", 36"	No. W2-66 24"	No. W3-1A 24", 30", 36"	No. W3-1S 24", 30", 36"	No. W3-2A 24", 30", 36"	No. W3-2 24", 30", 36"
					
No. W3-3A 30", 36"	No. W3-3S 30", 36"	No. W3-5* 36" Specify speed limit	No. W4-1L* 24", 30", 36"	No. W4-2L* 30", 36"	No. W4-4P 24" x 12", 30" x 15"
					
No. W5-1 30", 36"	No. W5-2 24", 30", 36"	No. W5-3 24", 30", 36"	No. W5-5 24", 30"	No. W6-3S 30", 36"	No. W8-1 24", 30", 36"
					
No. W7-1A 24", 30", 36"	No. W7-1S 24", 30", 36"	No. W8-2 24", 30", 36"	No. W8-3A 24", 30", 36"	No. W8-4 24", 30", 36"	No. W8-6 24", 30", 36"



Warning Signs

No. W8-5A 24"	No. W8-5S 24", 30", 36"	No. W8-7 24", 30", 36"	No. W8-8 24", 30", 36"	No. W8-9 24"	No. W9-1L 24", 30", 36"
No. W11-1S 24", 30", 36"	No. W11-2A 24", 30", 36"	No. W11-2P 18" x 12", 24" x 18"	No. W16-7A 24" x 12", 30" x 18"	No. W16-9P 24" x 10", 36" x 20"	No. W9-1R 24", 30", 36"
No. W9-2L 24", 30", 36"	No. W9-2R 24", 30", 36"	No. W10-1 30", 36"	No. W11-3S 24", 30", 36"	No. W11-4S 24", 30", 36"	No. W11-5S 24", 30", 36"
No. W11-6 24", 30", 36"	No. W11-7S 24", 30", 36"	No. W11-8S 24", 30", 36"	No. W11-9 24", 30", 36"	No. W11-10 24", 30", 36"	No. W12-1 24", 30", 36"
No. W12-2S 30", 36"	No. W13-1 18", 24"	No. W14-1 24", 30", 36"	No. W14-2 24", 30", 36"	No. W14-3 36" x 48" x 48"	No. W15-1 24", 30", 36"
No. W16-3 30"	No. W16-4 24"	No. W16-5 24"	No. W16-7 24"	No. G-52 18" x 24"	No. G-118 18" x 24"

Construction Signs

No. W20-1* 24", 30", 36", 48"	No. W20-2* 36", 48"	No. W20-3* 36", 48"	No. W20-4* 36", 48"	No. W20-5L* 36", 48"	No. W20-5R* 36", 48"
No. W20-7* 36", 48"	No. W20-7S 30", 36", 48"	No. W21-1 24", 30", 36"	No. W21-1A 30", 36", 48"	No. W21-2 24", 30", 36"	No. W21-3* 30", 36", 48"
No. W21-5 30", 36", 48"	No. W21-6 30", 36", 48"	No. W21-7 24", 30"	No. W23-1 30", 36", 48"	No. W3-4 30", 36", 48"	No. W8-1 30", 36", 48"
No. W8-6 30", 36", 48"	No. W8-7 30", 36", 48"	No. W8-8 30", 36", 48"	No. G20-1 60" x 36"	No. G20-2 60" x 24"	No. G20-4 36" x 18"
No. M4-9R 30" x 24"	No. M4-9L 30" x 24"	No. M4-10R 48" x 18"	No. M4-10L 48" x 18"	No. SMV 16 1/4" x 14"	

Stop/Slow Paddles

Part No.	Description
STOP-FACE-24HI	24" Stop/Slow face HIP .080 aluminum (handle sold separately)
STOP-POLE-84	84" adjustable telescope pole
P24HIA	24" Stop/Slow paddle with 12" orange handle
P52AT	Telescopic plastic handle for 6ft & 7ft heights
SB243A6	24" super bright hi-int roll-up Stop/Slow sign with 7ft orange handle & bag
SB243AT	24" super bright hi-int roll-up stop/slow sign with telescopic orange handle and case



Roll-Up Signs

We specialize in standard and custom roll-up signs utilizing overlays for DOT's, Telcos, Power Utilities, Road Contractors, City and County Governments, Mowing Crews, Landscapers, Utility Contractors, Barricade Rental Companies and many more. Call in for a quote today!

Marathon:

Reflexite high performance marathon fluorescence signs feature long lasting fluorescent color and outstanding day and night visibility.

- High photometric for superior reflectivity in low light conditions
- Available in: fluorescent orange, fluorescent yellow-green (lime), non-fluorescent white, fluorescent yellow

Diamond Grade:

3M™ Diamond Grade™ Roll-Up Sign Sheeting Series RS20/RS24 is a visible light-activated fluorescent wide-angle prismatic lens reflective sheeting for the production of roll-up traffic control signs used in construction work zones.

- Features a strong, flexible, gray-coated fabric backing
- Offers higher daytime brightness than nonfluorescent colored sheeting
- Provides higher nighttime brightness compared to glass bead lenses

Hi-Intensity:

3M™ roll-up hi-intensity sign sheeting series RS30 consists of retroreflective microprisms formed on a flexible glossy and UV-stabilized polymeric film, designed for the production of roll up traffic control signs used in work zones and emergency traffic control.

- Designed to provide higher nighttime sign brightness
- Has a protective film on the facing side and is backed with a heavy duty vinyl coated fabric

Premium Mesh:

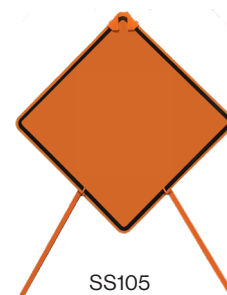

- Non-reflective and only approved for daytime use
- Flexible, breathable, and mildew resistant
- High strength and durability, along with superior color visibility, make this fabric ideal in safety applications

Part No.	Description
MT36M	36" Marathon
MT36D	36" Diamond Grade
MT36RE	36" Hi-Intensity
MT36PM	36" Premium Mesh
MT48M	48" Marathon
MT48D	48" Diamond Grade
MT48RE	48" Hi-Intensity
MT48PM	48" Premium Mesh

Sign Stands

Part No.	Description
SS300	Quad style / springless / universal bracket
SS310	Quad style / single spring / universal bracket
SS440-RG*	Quad style / double spring / for rigid signs
SSRB800	Rubber-based sign stand / universal bracket
SS105*	Tripod sign stand / for rigid signs
SH-RSMC-SM	Universal bracket for roll-up signs

*Rigid bracket standard. Roll-up mounting bracket sold separately



Standard Legends

Standard Legends		
ACCIDENT AHEAD	LANE CLOSED AHEAD	ROAD WORK 500 FT
ARROW (REVERSIBLE)	LANE ENDS MERGE LEFT	ROAD WORK 1000 FT
BLANK MATERIAL (NO LEGEND)	LEFT LANE CLOSED AHEAD	ROAD WORK 1500 FT
BORDER ONLY	LITTER PICK UP AHEAD	SHOULDER WORK AHEAD
BE PREPARED TO STOP	MEN WORKING	STREET CLOSED
BEGIN MOWING ZONE	MERGE LEFT SYMBOL	STREET CLOSED AHEAD
BUMP	MERGE RIGHT SYMBOL	SURVEY CREW AHEAD
BUMP AHEAD	MERGE LEFT/RIGHT SYMBOL (COMBO)	TREE WORK AHEAD
CHILD SAFETY SEAT CHECK AHEAD	MOWERS AHEAD	TRUCKS ENTERING HIGHWAY
CONSTRUCTION AHEAD	MOWING AHEAD	UTILITY CONSTRUCTION AHEAD
DETOUR AHEAD	ONE LANE CLOSED AHEAD	UTILITY CONSTRUCTION 500 FT
EMERGENCY SCENE AHEAD	ONE LANE ROAD AHEAD	UTILITY CONSTRUCTION 1000 FT
END CONSTRUCTION	RIGHT LANE CLOSED AHEAD	UTILITY CONSTRUCTION 1500 FT
END MOWING ZONE	RIGHT SHOULDER CLOSED	UTILITY WORK AHEAD
END ROAD WORK	ROAD CLOSED	UTILITY WORK 500 FT
END UTILITY WORK	ROAD CLOSED AHEAD	UTILITY WORK 1000 FT
FLAGGER AHEAD	ROAD CONSTRUCTION AHEAD	UTILITY WORK 1500 FT
FLAGGER SYMBOL	ROAD CONSTRUCTION 500 FT	WORK AREA AHEAD
FLAGMAN AHEAD	ROAD CONSTRUCTION 1000 FT	WORKERS AHEAD
FREE CAR SEAT CHECK	ROAD CONSTRUCTION 1500 FT	WORKER SYMBOL
FRESH OIL	ROAD WORK AHEAD	Custom Signs Available

Standard Overlays

36" Roll-up Overlays — 6" x 16" (LEFT/CENTER), 7" x 22" (Footage), 9" x 28" (Transition)

48" Roll-up Overlays — 8" x 23" (LEFT/CENTER), 8" x 30" (Footage), 12 x 38½" (Transition)

Custom size overlays are available upon request

Overlays			
500 FT	¼ MILE	ONE	Reversible arrow
1000 FT	½ MILE	LEFT	Bar for left/right merge
1500 FT	¾ MILE	RIGHT	Blank for left/right
2000 FT	1 MILE	CENTER	Custom Overlays Available










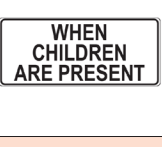







Cone Signs





					
No. A100	No. A101	No. A102	No. A103	No. A104	No. A105
					
No. A106	No. A107	No. A108	No. A109	No. A110	No. A111
					
No. A112	No. A113	No. A114	No. A115	No. A116	No. A118
					
No. A119	No. A120	No. A121	No. A122	No. A123	No. A124
					
No. A125	No. A128	No. A130	No. A131		

School & Surveillance Signs



School Signs

					
No. S1-1 30", 36"	No. W16-7A 24" x 12", 30" x 18"	No. W16-9P 24" x 12", 30" x 18"	No. W-29 24"	No. S3-1 30"	No. S4-7 24" x 48"
					
No. S4-4 24" x 10"	No. R-90 12" x 18"	No. S2-14 12" x 18"	No. S2-15 12" x 18"	No. S2-23 18" x 18"	No. HS-2 6" metal handle No. HS-10 6" wood handle
					
No. S4-2 24" x 10"	No. G-1 18" x 24"	No. G-2 18" x 24"	No. G-4 18" x 24"	No. G-8 18" x 24"	No. G-200 18" x 24"




Pool Signs

			
No. S2-18 18" x 18"	No. S2-19 18" x 18"	No. S2-20 12" x 18"	No. S2-21 12" x 18"





Weapons Signs

	
No. WEAPON1411 14" x 11"	No. WEAPON2014 20" x 14"

Surveillance Signs

		
No. G-117 18" x 24"	No. G-400 18" x 24"	No. G-120 12" x 18"

Courtesy Signs

				
No. S-2418 24" x 18"	No. S-1824 18" x 24"	No. R-116 12" x 18"	No. R-118 12" x 18"	No. R-210 12" x 18"

Disabled & Traffic Control Signs

No. R7-8 12" x 18"	No. R7-8N 12" x 18"	No. G-40 12" x 18"	No. G-42 12" x 18"	No. G-53 12" x 18"	No. G-55 12" x 18"	No. G-64 12" x 18"	No. G-65R 12" x 18"	No. G-65N 12" x 18"	No. G-65L 12" x 18"
No. CW-18 12" x 18"	No. G-13D 12" x 6"	No. G-13F 12" x 6"	No. G-131 12" x 6"	No. G-68B 12" x 6"	No. G-74 12" x 6"	No. G-62B 12" x 6"	No. D9-6 12", 18", 24"		
No. G-20 12" x 18"	No. G-21 12" x 18"	No. G-22 12" x 18"	No. G-27 12" x 18"	No. G-28R 12" x 18"	No. G-28L 12" x 18"	No. G-29 12" x 18"	No. G-78 12" x 18"	No. G-80 12" x 18"	No. G-81 12" x 18"
No. G-83 12" x 18"	No. G-84 12" x 18"	No. G-85 12" x 18"	No. G-86 12" x 18"	No. G-89 12" x 18"	No. G-90 12" x 18"	No. G-115 12" x 18"	No. G-116 12" x 18"	No. R7-202 12" x 18"	No. R-105 12" x 18"
No. R7-3 12" x 18"	No. G-75 12" x 18"	No. R-115 12" x 18"	No. R-71 12" x 18"	No. G-49 12" x 18"	No. R-111 12" x 18"				
No. G-37 18" x 12"	No. G-47 18" x 12"	No. G-92 18" x 12"	No. G-93 18" x 12"	No. G-56 18" x 12"	No. G-94 18" x 12"	No. G-76 18" x 12"			
No. G-209 18" x 12"	No. G-70 18" x 12"	No. G-30 18" x 12"	No. G-31 18" x 12"	No. G-32R 18" x 12"	No. G-32L 18" x 12"	No. G-33 18" x 12"			
No. G-34 18" x 12"	No. G-35R 18" x 12"	No. G-35L 18" x 12"	No. G-36 18" x 12"	No. G-62 12" x 6"					

Parking Signs

No. R8-3S 12", 18", 24"	No. G-62C 12" x 6"	No. R-101 12" x 18"	No. R-70 12" x 18"	No. R-45R 12" x 18"	No. R-46 12" x 18"	No. R-45L 12" x 18"	No. R-43 12" x 18"	No. R-83 12" x 18"	No. R-40 12" x 18"
No. R-102 12" x 18"	No. R-18 12" x 18"	No. R7-1R 12" x 18"	No. R7-1 12" x 18"	No. R7-1L 12" x 18"	No. R-42R 12" x 18"	No. R-42 12" x 18"	No. R-42L 12" x 18"	No. R-80 12" x 18"	No. R-86 12" x 18"
No. R-100 12" x 18"	No. R-84 12" x 18"	No. R-98 12" x 18"	No. R7-201B 12" x 18"	No. R-103 12" x 18"	No. R7-6 12" x 18"	No. R7-4 12" x 18"	No. R-49 12" x 18"	No. R-55 12" x 18"	No. R-79 12" x 18"
No. R-104 12" x 18"	No. R-53 12" x 18"	No. R-54R 12" x 18"	No. R-54 12" x 18"	No. R-54L 12" x 18"	No. R-401 12" x 18"	No. R-201 12" x 18"	No. R-76 12" x 18"	No. R-77 12" x 18"	No. R-34 12" x 18"
No. R-96 12" x 18"	No. R-400 12" x 18"	No. R-97 12" x 18"	No. R-72 12" x 18"	No. R-200 12" x 18"	No. R-88 12" x 18"	No. R-89 12" x 18"	No. R-78 12" x 18"	No. R-91 12" x 18"	No. R-92 12" x 18"
No. R-107 12" x 18"	No. R-110 12" x 18"	No. R-69B 12" x 18"	No. R-68C 12" x 18"	No. R-69D 12" x 18"	No. R8-3 18" x 24"	No. R18 18" x 24"	No. R-53 18" x 24"	No. G-44 18" x 24"	No. G-45 18" x 24"
No. G-88 18" x 24"	No. G-99 18" x 24"	No. G-10 18" x 24"	No. G-50 18" x 24"	No. G-51 18" x 24"					

DISABLED & TRAFFIC CONTROL SIGNS

PARKING SIGNS

Guide Signs

No. G-110 18" x 18"	No. G-111 18" x 18"	No. G-112R 18" x 18"	No. G-112L 18" x 18"	No. G-113L 18" x 18"	No. G-113R 18" x 18"
No. M1-4 24"	No. M2-1 21" x 15"	No. M3-1 NORTH No. M3-2 EAST 24" x 12"	No. M3-3 SOUTH No. M3-4 WEST 24" x 12"	No. M4-4 TRUCK No. M4-6 END 24" x 12"	
No. M5-1R 21" x 15"	No. M5-1L 21" x 15"	No. M6-1 21" x 15"	No. M6-3 21" x 15"	No. M6-4 21" x 15"	
No. D9-2S 24"	No. D9-2B Arrow No. D9-2P HOSPITAL 24" x 6"	No. D9-3 24"	No. D9-3A 24"	No. D9-6 12", 18", 24"	
No. D4-1 18" x 15"	No. D11-1S 24" x 18"	No. I-5 24"	No. I-8 24"	No. I-8P LIBRARY 24" x 12" No. D11-1B Arrow 24" x 6"	

Snow Route Signs

No. SR-2 12" x 18", 18" x 24"	No. SR-3 12" x 18", 18" x 24"	No. R10-7 12" x 9"

Safety Signs

OSHA & General Signs

All signs are 10"x14" .040 Polystyrene Plastic

No. C-080633	No. C-920633	No. D-83333	No. D-110333	No. D-111033	No. D-372633
No. D-472333	No. D-475633	No. D-874233	No. G-168133	No. G-494433	No. M-990333
					No. N-001333
					No. N-965133

Types of Available Signs

OSHA	FIRST AID	PIPE MARKERS	RESTROOM/ADA
ANSI	FIRE	DOT PLACARDS	WARNING/NOTICE
BILINGUAL	HEALTH & SAFETY	RIGHT-TO-KNOW	

The list of standard legends is too numerous to print. Call us with your desired size, material and legend.

Sign Materials & Sizes

Aluminum (AL) .032	Fiberglass Reinforced Plastic (FG) .090	Polystyrene plastic (PL) .040	Pressure sensitive vinyl (VPO)
For indoor and outdoor long-term use. Sizes: 7" x 10", 10" x 14", 14" x 20"	For indoor use in environments that are highly corrosive or where non-conductive signs are required. Sizes: 7" x 10", 10" x 14", 14" x 20"	For long-term indoor and short-term (6-9 month) outdoor use. Sizes: 7" x 10", 10" x 14"	For indoor and outdoor use. Apply to a smooth, clean, dry surface. Sizes: 7" x 10", 10" x 14", 14" x 20"

Custom Sign Options

Sign Decals

No. SIGN DECAL

Decals may be helpful in deterring sign theft and vandalism. Use press-on decal for marking the installation date of signs, which will assist with the expected sign life management method.

Size: 4" x 2 1/4"

Colors: White or Yellow


Quantities: 125, 250, 500 or 1,000



Vehicle Decals

Part No.	Size
No. DECAL10	10" diameter
No. DECAL11	11 1/2" x 8"
No. DECAL14	14" diameter
No. DECAL16	16" x 11 1/2"

Reflective Sheeting



ASTM Type I Sheeting (Glass Bead Sheeting)

- 7-year engineer grade reflective sheeting
- For flat surfaces and sign backgrounds
- Enclosed lens glass bead retroreflective for non-regulated signing

ASTM Type III Sheeting (Prismatic Sheeting)

- 3M 3930 series high intensity prismatic reflective
- Standard colors have average life span of 10 years
- Designed for the production of reflective durable traffic control signs
- Unique prismatic construction provides high level of retroreflectivity

ASTM Type IX Sheeting (Prismatic Sheeting)

- 3M 3990 series diamond grade VIP reflective
- Pressure sensitive prismatic lens
- When applied properly sheeting will last approximately 12 years (expected life of fluorescent yellow-green is 6 years and fluorescent orange is 3 years)

Sizes

- Available in 6", 12", 24", 30", 48" or 50 yd rolls

Specify size, color and ASTM type when ordering

Die-Cut Letters & Numbers

Available in engineered grade, pressure sensitive vinyl, and high-intensity prismatic

All die-cuts come 25 per package

Fonts:


Series B, Series C, Series D

Sizes:

Die-Cut Letters & Numbers: 2", 2.5", 3", 4", 5", 6", 7", 8"
Die-Cut Lower Case Letters: 4", 6", 8"

Aluminum Sign Blanks

- Treated to meet ASTM B449 specifications as pretreatment for paint or sheeting applications
- Industry standard 3105 alloy grade aluminum
- .080 ga thickness (except extruded blanks)
- Radius corners (except extruded street name signs)
- Holes are 3/8" centered top and bottom (except street name signs)
- Specify width x height when ordering



Sign Posts

U-Channel Sign Posts

U-channel posts are the perfect combination of durability and flexibility and are a preferred solution for many signpost applications. For temporary and smaller signs, 1.12# / ft posts are an ideal option. For more permanent sign placements, the standard 2# / ft. A 3# / ft option is also available.



Part #	Length	Weight	Type	Finish
DP6	6 ft	1.12# / ft	Delineator post	Green
DP7	7 ft	1.12# / ft	Delineator post	Green
CP4-2	4 ft	2# / ft	U-channel post	Green
CP6-2	6 ft	2# / ft	U-channel post	Green
CP8-2	8 ft	2# / ft	U-channel post	Green
CP10-2	10 ft	2# / ft	U-channel post	Green
CP10-2G	10 ft	2# / ft	U-channel post	Galvanized
CP10-3	10 ft	3# / ft	U-channel post	Green
CP10-3G	10 ft	3# / ft	U-channel post	Galvanized
CP12-2	12 ft	2# / ft	U-channel post	Green
CP12-2G	12 ft	2# / ft	U-channel post	Galvanized
CP12-3	12 ft	3# / ft	U-channel post	Green
CP12-3G	12 ft	3# / ft	U-channel post	Galvanized

Round Sign Posts

Part #	Size (ID/OD)	Length	Gauge	Finish
RP10G	2" x 2 3/8"	10 ft	16 ga	Galvanized
RP12G	2" x 2 3/8"	12 ft	16 ga	Galvanized



T Posts

Part #	Length	Description
TP5-R	5 ft	Raw T post 1.25# / ft
TP6	6 ft	Green T post w/ Anchor Plates 1.25# / ft
TP7	7 ft	Green T post w/ Anchor Plates 1.25# / ft



Square Tubing

Part #	Size (OD)	Length	Gauge	Finish
16D12-120	1 1/4"	10ft	14 ga	Galvanized
16D12-144	1 1/4"	12 ft	14 ga	Galvanized
20D12-120	2"	10 ft	14 ga	Galvanized
20D12-144	2"	12 ft	14 ga	Galvanized
20F12-120	2"	10 ft	12 ga	Galvanized
20F12-144	2"	12 ft	12 ga	Galvanized
20F12-36	2"	3 ft	12 ga	Galvanized
22F12-144	2 1/4"	12 ft	12 ga	Galvanized
22F12-36	2 1/4"	3 ft	12 ga	Galvanized
24F12-18	2 1/2"	18 in	12 ga	Galvanized



All posts can be cut to size per request



Bolt Down & Portable Sign Post

Bolt Down Sign Posts

Plastic Sign Post

- Perfect for high traffic parking lots
- Designed to withstand bumper hits and return to their original position

No. SP-66WH


66" 2 3/8" White plastic post

Optional Sign Capacity

One aluminum sign up to 12" x 18" or One plastic sign up to 18" x 24"

Base Options

Quick release, Fixed, Quarter turn, and Drivable base



Sta-Rite

- Useful in parking lots & garages
- Designed to withstand bumper hits and return to their original position
- Anti-twist reactive spring assembly for optimal strength and performance
- Protective bollard option

No. STR

2" White powder coated aluminum post w/ black cap

Optional Sign Capacity

One aluminum sign up to 12" x 18" or One plastic sign up to 18" x 24"

Post Height Options

60", 78", and 102"

Base Options

Quick release, Fixed, Quarter turn, and Drivable base



Pedestal Bases

No. GP-4

14" cast iron pedestal 4' post; 27 lb

No. GP-5

18" cast iron pedestal 4' post; 37 lb

No. IN81

15" aluminum bolt-down base with replacement stub. Post sold separately.



Portable Sign Posts

Recycled Rubber Bases for Portable Post Sign Stands

No. 800-RB-30

30 lb 18.5" x 22.85" x 2.5"H base

No. 800-RB-60

60 lb 18.5" x 18.5" x 5"H

- Option of wheels or no wheels
- White or black posts



Fillable Plastic Bases for Portable Post Sign Stands

No. RAP18BK-60PK-KIT

18"W x 12.8"H base

- 18" black base
- 60" white post


Other Options Available:

Plastic Bases

- Sizes: 18" or 24"
- Base colors: Black, Blue, Red, or Yellow

Posts

- 60"H x 1.75"W square plastic post with holes drilled
- 72"H x 1.75"W square plastic post with holes drilled
- Post colors: White or Black



Crosscade™ Pedestrian Crosswalk Signs

- Impact resistant plastic
- 28lb or 43lb rubber bases

24" or 36" panels

24": 14.3"W x 38.5"H

35" 14.3"W x 50.5"H

Optional Sign 12x24 or 12x36



- R1-6 - Yield
- R1-6a - Stop
- Striped barricade sheeting



All signage displayed is sold separately

Street Name Signs & Hardware

Street Name Signs

	
Extruded Aluminum No. SN-3H 6" x necessary length extruded aluminum double-faced high-intensity grade No. SN-3-9H 9" x necessary length extruded aluminum double-faced high-intensity grade	Flat Aluminum No. SN-4H 6" x necessary length .080 flat aluminum double-faced high-intensity grade No. SN-4-9H 9" x necessary length .080 flat aluminum double-faced high-intensity
Extruded Blanks <ul style="list-style-type: none"> • Have a thicker (.240") top and bottom edge • Square corners 	Flat Blanks <ul style="list-style-type: none"> • Consistent .080" thickness throughout • 3/4" radius corners

Round Post Brackets

Part No.	Size (OD)
808F	5 1/2" bracket for 2" round post / flat
808EX	5 1/2" bracket for 2" round post / extruded
812F	12" bracket for 2" round post / flat
812EX	12" bracket for 2" round post / extruded

U-Channel Post Brackets

Part No.	Size (OD)
808F-UC90	5 1/2" U-channel bracket / flat / 90 degree
808F-UC180	5 1/2" U-channel bracket / flat / 180 degree
808EX-UC90	5 1/2" U-channel bracket / extruded / 90 degree
808EX-UC180	5 1/2" U-channel bracket / extruded / 180 degree
812F-UC90	12" U-channel bracket / flat / 90 degree
812F-UC180	12" U-channel bracket / flat / 180 degree
812EX-UC90	12" U-channel bracket / extruded / 90 degree
812EX-UC180	12" U-channel bracket / extruded / 180 degree

Square Post Brackets

Part No.	Size (OD)
850F175	5 1/2" post bracket for 1 3/4" square post / flat
850EX175	5 1/2" post bracket for 1 3/4" square post / extruded
850F2	5 1/2" post bracket for 2" square post / flat
850EX2	5 1/2" post bracket for 2" square post / extruded
812F-SQ34	12" post bracket for 1 3/4" square post / flat
812EX-SQ34	12" post bracket for 1 3/4" square post / extruded
812F-SQ	12" post bracket for 2" square post / flat
812EX-SQ	12" post bracket for 2" square post / extruded

Post Reflectors

Part No.	Description
No. 3X30YH	Hi-Intensity yellow
No. 3X30RH	Hi-Intensity red
No. 3X30FYG	Fluorescent yellow-green diamond grade
Reflective sheeting on 3" x 30" .063 aluminum	

Cross Pieces

Part No.	Size (OD)
808F-90	5 1/2" cross piece / flat
808EX-90	5 1/2" cross piece / extruded
812F-90	12" cross piece / flat
812EX-90	12" cross piece / extruded

BOLT DOWN & PORTABLE SIGN POST

STREET NAME SIGNS & HARDWARE



Miscellaneous Hardware & Banding

Miscellaneous Hardware

No. 1010 Cantilever arm • 8" x 14 1/2" • flat or extruded	No. 1010EXT Arm extension with clip • adds 14 1/2" to cantilever arm	No. 318S Single-sided • two / sign required • 2" ID / 2 3/8" OD	No. 318D Double-sided • two / sign required • 2" ID / 2 3/8" OD	No. UBC U-bolt style • two / sign required • 2" ID / 2 3/8" OD	No. 606C Closure cap • 2" ID / 2 3/8" OD
No. AB10 Adjustable band bracket • two / sign required • fits posts 4" to 12"	No. CAD Sign hardware set (bolt, washers & nut) • 5/16" x 2 1/2" zinc plated	No. LOCK516 Zinc plated lock washer • 5/16"	No. OWB One-way vandal resistant bolt • 5/16" x 2 1/2"	No. ALUM NUT Break-away nut • 5/16" aluminum nut • twist firmly to break	No. NYLON WASH Nylon washer • 5/16" • 3/8"
No. TL3806 3/8" driverivet	No. TL050 Angle bolt for 1 3/4" or 2" square tubing • 5/16"	No. TL070 Angle bolt for 2", 2 1/4", or 2 1/2" square tubing • 5/16"	No. TL062 Hex jam nut for TL050 & TL070 angle bolts • 5/16"		

Banding

No. C001

A drop forge tool with tension capability of over 2400 lb built in cutter.

New improved features include:

- Spring loaded gripper lever for improved band tensioning
- Friction held cutoff lever with plastic grip for easier operation
- Blue epoxy powder coated finish virtually impervious to impact, chemicals and corrosive elements



Image	Product	Part No.	Description
	Banding • package quantity: 100 ft / roll	C161 C204 C205 C206	3/4" stainless steel banding .020 thickness 1/2" stainless steel banding 5/8" stainless steel banding 3/4" stainless steel banding
	Buckles • package quantity: 100 / box	C156 C254 C255 C256	3/4" stainless steel buckles for No. C161 1/2" stainless steel buckles 5/8" stainless steel buckles 3/4" stainless steel buckles
	Flared Leg Bracket • package quantity: 50 / box	D021 D022	Stainless steel bolt and washer Stainless steel without bolt or washer

Color banding options available upon request

Gutter Brooms

We offer a full line of gutter brooms for most sweepers. High impact injection molded blocks withstand the toughest sweeping conditions. Our brooms are filled to meet our strict quality standards that ensures a balanced fill and proper fit.

Model	Part No.	Description
Elgin	GBE-4T	4 section gutter broom
Elgin	GBE-5T	5 section gutter broom
Elgin	GBS-8	8 section snap-on gutter broom

Model	Part No.	Description
Mobil / Tymco	GBM-4T	4 section gutter broom
Mobil / Tymco	GBS-10	10 section snap-on gutter broom

Model	Part No.	Description
Johnston / Wayne / Global	GBW-4	4 section gutter broom
Wayne	GBS-11	11 section snap-on gutter broom
Johnston	GBS-12	12 section snap-on gutter broom
Whirlwind / Elgin	GBWW-2	2 section gutter broom
Johnston VT650 / 600	GB-650	2-section gutter broom



Wood top and poly gutter brooms available — contact our team for options

Bulk Gutter Broom Wire

No. TODCO WIDE

Industry standard size of 26" x .025" x .125" fully hardened, steel gutter broom wire. Packaged 100 lb / box.

Municipal Sweeper Replacement Parts

We have major wear parts for most municipal street sweepers. These parts are too numerous to list.

Please call us with the part number, make, model, and serial number of your machine.

A Partial List of Available Replacement Parts		
Conveyor Belts	Squeegees	Weldments
Conveyor Chains	Rubber Deflectors	Rollers
Sprockets	Strip Brushes	Drive Chains
Bearings	Dirt Shoes	Hoses



Main Brooms

Tube Brooms

Our tube brooms are made to the highest quality standards for long-lasting performance. Each broom is a heavy polypropylene fill which provides consistent sweeping results.



Model	Part No.	Length
Atthey Mobil	M TUBE	58"
Elgin Eagle / Broom Bear	EAGLE	60"
Elgin Pelican	E TUBE	66"
Johnston 3000/4000	VANGUARD	56½"
Johnston 600	JOHNSTON-600-P	56½"
Johnston 650	JOHNSTON-650-P	51"
Tymco 600	TYMCO 600	79"
Vac/All	VACALL	40"

Strip Brooms & Cores

Strip brush main brooms allow you to change the sweeper's main broom without removing the core. The plastic-back strips slide easily in to your core, saving you time. Strips are packaged in boxes which reduce shipping costs and allow for easy stacking and storing. Strip brooms are made of 100% polypropylene and are 100% recyclable.



Model	Part No.	No. / Set	Length	Mandrell*
Atthey Mobil	MOBIL STRIP	18	58"	TSC58
Egin Eagle	EAGLE STRIP	18	60"	TSC60
Egin Pelican	ELGIN STRIP	18	66"	TSC66
Johnston 3000/4000	VANGUARD STRIP	13	56½"	TSC565V

*A mandrell is hollow and utilizes your tube broom compression arbor. We also have cores available that have drive plates welded in each end. Please specify.

Sectional Brooms

21" & 24" Diameter Sections

Part No.	OD	ID	Type	Material
01-5675	21"	6¾"	Convoluted	Poly
01-5768	21"	6¾"	Flat	Poly
01-0831	21"	6¾"	Convoluted	Wire
01-5009C	24"	6¾"	Convoluted	Poly
01-0769	24"	6¾"	Convoluted	Wire
01-0147	—	6¾"	Spacer	—
01-0744C	24"	7"	Convoluted	Poly
01-0745C	24"	7"	Convoluted	Wire
01-0783	24"	7"	Flat	Poly
01-0745	24"	7"	Flat	Wire

26" Diameter Sections

Part No.	OD	ID	Type	Material
01-5210	26"	8"	Convoluted	Poly
01-0848	26"	8"	Convoluted	Wire

32" Diameter Sections

Part No.	OD	ID	Type	Material
01-5002C	32"	10"	Convoluted	Poly
01-5002	32"	10"	Flat	Poly
01-0006C	32"	10"	Convoluted	Wire
01-0006	32"	10"	Flat	Wire
01-0146	—	10"	Spacer	—

36" Diameter Sections

Part No.	OD	ID	Type	Material
01-0053C	36"	10"	Convoluted	Poly
01-0003	36"	10"	Flat	Poly
01-0052C	36"	10"	Convoluted	Wire
01-0007	36"	10"	Flat	Wire
01-0146	36"	—	Spacer	—

USEFUL TIPS

Flat Wafers: 7 per foot of broom core
Convoluted Wafers: 6 per foot of broom core



Blades

Bucyrus Blades™

Michael Todd Industrial Supply offers a complete line of Bucyrus Blades™ for most makes and models of motor graders, loaders, snow plows, small trucks and other construction machines. Cutting edges are punched and drilled to exact standard and use state of the art machinery to insure easy installation. Produced from the highest quality steels, our edges set the standard for quality and value.

Our product offering includes standard and custom blades for, but not limited to:

- Bobcat
- Caterpillar
- Case
- John Deere
- Flat Allis
- Gehl
- Hough Dresser
- Hyundai
- JCB
- Kawasaki
- Kobelco
- Komatsu
- New Holland
- O&K
- Paladin
- Sany
- Terek
- Volvo
- Wabco

ESCO Bucyrus Blades Application Options

Option	Features	Applications	Loader	Dozer	Grader	Scraper	Excavator	Plow
MaxTemp®	Through-hardened for maximum toughness	High-impact, rocky conditions	■	■	■	■	■	■
ForgeTemp®	High carbon steel — economical alternative	High abrasion, low impact — applications in sand, dirt, small rocks	■	■	■	■	■	■
Special Application MaxTemp® (SAM)	Impact and wear resistance, easy to weld	Heavy-duty loader and excavator plate lip (base edge)	■			■	■	
Carbide Embedded	Up to 5 times the wear over standard blades Guaranteed cost-effective performance	Extreme abrasion with low impact	■	■	■	■	■	■
Carbide Plus™	Tungsten carbide insert, carbide embedded face	High abrasion and low impact - applications in sand, mud, small rocks			■			■
Deuce™ Blades	Twin tungsten carbide inserts, carbide embedded face	High abrasion and impact — heavy construction and mining			■			
Surface-Hardened	Maintains sharp edges, lowest cost per mile over high carbon or hardened blades	Compacted snow and ice			■			■
Carbide Inserted Blades	Longer wear life over conventional snow plow blades and maintains a sharp cutting edge	Snow and ice removal			■			■
Poly Blades	Premium grade polyethylene for minimal friction and reduced chance of sparks	Runway snow removal, recycling and fiber processing yards, corrosive or chemical cleanup	■	■			■	■

Motor Grader Blades



Motor graders are self-propelled vehicles with a long, adjustable blade mounted between the front and rear axles, allowing precise control and maneuverability. Grader blades provide a smooth and even surface for jobsites and are primarily used for precision grading and levelling surfaces, such as roads, foundations and large areas of land. Graders increase productivity by minimizing the need for manual labor and reducing the time required for surface preparation.

Carbide Inserted or Carbide Plus Style in 1026 Steel available.

Please use our selection table.

Our grader blades are available in a variety of different widths, thicknesses, and hardnesses, flat, curved or serrated. All of our blades meet or exceed industry and manufacturer specifications. Please use our Grader Blade selection guide to better determine which blade is best fit for your job.

Grader Blade Selection Table

OEM Part Number:	Machine Type:	Machine Make:	Machine Model:
Material Section: <input type="checkbox"/> CDB <input type="checkbox"/> CSB <input type="checkbox"/> XCDB <input type="checkbox"/> FDB <input type="checkbox"/> CNB			
High Carbon 1084 Steel: Maximum length 144 inches <input type="checkbox"/> 1/2x6 CDB <input type="checkbox"/> 5/8x6 CDB <input type="checkbox"/> 3/4x6 CDB <input type="checkbox"/> 1/2x8 CDB <input type="checkbox"/> 5/8x8 CDB <input type="checkbox"/> 3/4x8 CDB <input type="checkbox"/> 5/8x6 CSB <input type="checkbox"/> 3/4x6 CSB <input type="checkbox"/> 5/8x8 CSB <input type="checkbox"/> 3/4x8 CSB <input type="checkbox"/> 5/8x6 CNB <input type="checkbox"/> 5/8-7/8x8 XCDB <input type="checkbox"/> 5/8x8 FDB <input type="checkbox"/> 3/4x8 FDB <input type="checkbox"/> 1x10 FDB		MaxTemp® 15B30 Steel: Maximum length 108 inches <input type="checkbox"/> 5/8x6 CDB <input type="checkbox"/> 3/4x6 CDB <input type="checkbox"/> 5/8x8 CDB <input type="checkbox"/> 3/4x8 CDB <input type="checkbox"/> 1x8 CDB <input type="checkbox"/> 3/4x8 CSB Maximum length 144 inches <input type="checkbox"/> 5/8x8 FDB <input type="checkbox"/> 3/4x6 FDB <input type="checkbox"/> 3/4x8 FDB <input type="checkbox"/> 1x8 FDB <input type="checkbox"/> 1x10 FDB <input type="checkbox"/> 1x11 FDB Maximum length 96 inches <input type="checkbox"/> 1-3/8x10 FDB <input type="checkbox"/> 1-3/4x10 FDB <input type="checkbox"/> 1-3/4x13 FDB <input type="checkbox"/> 2-3/8x16 FDB <input type="checkbox"/> 3x14 FDB <input type="checkbox"/> 3x16 FDB	
Surface Hardened 1074 Steel: Maximum length 108 inches <input type="checkbox"/> 3/4x6 CSB <input type="checkbox"/> 3/4x8 CSB <input type="checkbox"/> 5/8-7/8x8 XCDB			
Carbide Inserted or Carbide Plus™ Style in 1026 Steel (parent metal): Maximum length on all inserted is 60 inches <input type="checkbox"/> Carbide inserted only <input type="checkbox"/> Carbide Plus / Inserted and embedded <input type="checkbox"/> 3/4x6 CSB <input type="checkbox"/> 1x7 CSB <input type="checkbox"/> 3/4x6 FSB		Tungsten carbide embedded option: <input type="checkbox"/> Yes (blade must be 3/4 inch or thicker)	
Serrated Options: Maximum length is 108 inches on all curved grader blades with serration <input type="checkbox"/> One side <input type="checkbox"/> Two sides <input type="checkbox"/> Standard pattern <input type="checkbox"/> Custom pattern Tooth height: _____ Tooth width: _____ Gap width: _____			
Other: For information on other products such as ends, overlay options or specialty items like the Infinity® 2000 carbide bit system, please refer to our selector guide or contact your inside sales representative.			



Construction Blades

Loaders

Loaders are a type of heavy equipment used in construction, mining, earthmoving, road maintenance, landscaping and more. These machines move, push, carry or load material across short distances. We provide replacement blades for differing models including front loaders, wheel loaders, crawler loaders, compact loaders, tractor loaders, backhoe loaders, and skid steers.

Dozers

Dozers are an operational steel blade mechanism mounted on the front of crawlers, wheel bulldozers, and other heavy equipment machinery. These blades are used for various earthmoving and construction tasks, such as pushing, grading, leveling, and moving materials like soil, rocks, and debris. Common types of dozer blades include straight, angle, universal, and semi-universal.

Excavators

Excavators main purpose is to dig and remove earth and debris, but it can also be used for a variety of applications including grading, demolition, excavating foundations, material handling, forestry and landscaping.

Construction Blade Quote Worksheet

Due to unique spacing and systems used by each manufacturer, customers interested in loader, dozer and excavator edges and bucket blades should use our Construction Blade Quote Worksheet to determine which blade is best fit for the job.

OEM Part Number:	Machine Type:	Machine Make:	Machine Model:
Material Section: <input type="checkbox"/> FSB* <input type="checkbox"/> FSB <input type="checkbox"/> FDB *This version comes with a weld chamfer		Blunt and Bevel: If adapters will be installed on a base edge, be sure to detail the custom-milled blunt and bevel angle requirements. This information is very important for proper adapter fitment. <input type="checkbox"/> Standard rolled section <input type="checkbox"/> Custom-milled Blunt height: _____ Bevel angle: _____	
Serrated Blade Options: <input type="checkbox"/> One side <input type="checkbox"/> Two sides <input type="checkbox"/> Standard pattern <input type="checkbox"/> Custom pattern Tooth height: _____ Tooth width: _____ Gap width: _____ <input type="checkbox"/> Gap on ends <input type="checkbox"/> Tooth on ends		Hole Type: <input type="checkbox"/> No holes <input type="checkbox"/> Square countersunk <input type="checkbox"/> Round <input type="checkbox"/> Round countersunk Countersunk Side: <input type="checkbox"/> Long side <input type="checkbox"/> Short side Miters/Clipped Corners: <input type="checkbox"/> No <input type="checkbox"/> Yes (If yes, please provide a drawing of your measurements on a separate sheet of paper.)	
Dimensions: Thickness: _____ (e.g., 0.75 inches) Width: _____ (e.g., 8.00 inches) Length: _____ (e.g., 12.75 inches) Total number of holes: _____ (e.g., 3) Bolt diameter: _____ (e.g., 5/8 inch) Bolts should be approximately 1/16 to 1/8 inch smaller than the hole Backspacing: _____ (e.g., 4.00 inches) Hole spacing: _____		Example: The sum of the spacing must match the overall length provided. (e.g., 2+4.3875+4.3875+2=12.75 inches) If needed, a hand drawing of your edge can be submitted on a separate sheet of paper.	

Snowplow Blades



Steel Snowplow Blades

Steel blades accessibility and low up front cost makes it the first choice for many municipalities. These blades help cut through packed snow and ice to the road surface, and decrease salt or chemical usage. Due to its aggressive nature, steel blades work best with guards and shoes to prevent premature wear and numerous blade changes throughout the season.



Small Truck Snowplow Blades

We stock a variety of replacement straight and v-plow blades including but not limited to: Blizzard, Boss, Hiniker, Meyer, Northman, Polar, Western, Fisher




Rubber Snowplow Blades

Rubber blades are available in various sizes for applications from small truck attachment plows to heavy duty truck plows. The material is cut to length and center slotted or drilled to your specifications. Center slotting allows for blade adjustment and proper blade overhang for different plows and plowing conditions. Rubber cutting edges are ideal for uneven road surfaces, raised manholes and abnormally high crowned roads. New and decorative pavements last longer when plowed with rubber blades.

Rubber sizes available:

- 1" x 6" x desired length
- 1½" x 8" x desired length
- 1½" x 10" x desired length
- Please provide hole spacing upon ordering



Carbide Inserted Snowplow Blade


Carbide inserted snowplow blades have virgin tungsten carbide inserts that are placed into milled grooves along the bottom wear surface of the cutting edge, giving the blade unmatched wear resistant properties, ideal for highway plowing.

Curb Guards & Plow Shoes

Protect the ends of your snowplow cutting edges with curb guards. These are designed to bolt up to the last two holes on SHP (standard highway punch) snowplow blades. Choose from curb guards specifically for the right and left hand side of the plow or from universal guards that can be used on either side.

We have a wide variety of plow shoes. There are round shoes, skid shoes, wear plated and mushroom style shoes available. The make and model of your plow and the OEM part number will help us properly identify your snowplow shoe. In most cases we can match or fabricate your plow shoe.

Due to unique spacing and systems used by each manufacturer, customers interested in snowplow cutting edges should use our Snowplow Blade Quote Worksheet to determine which blade is best fit for their application.



Snowplow Blades

Snowplow Blade Quote Worksheet

OEM Part Number:	Machine Type:	Machine Make:	Machine Model:
Material Section: <input type="checkbox"/> FSE <input type="checkbox"/> FSB <input type="checkbox"/> CSB 	Carbide Inserted or Carbide Plus™ Style in 1026 Steel (parent metal): Maximum length on all inserted is 60 inches <input type="checkbox"/> Carbide (inserted only) <input type="checkbox"/> Carbide Plus (inserted and embedded) <input type="checkbox"/> 3/4x6 FSE <input type="checkbox"/> 7/8x5 FSE <input type="checkbox"/> 7/8x6 FSE (large planned orders only) <input type="checkbox"/> 3/4x8 FSE (large planned orders only) <input type="checkbox"/> 3/4x6 FSB <input type="checkbox"/> 7/8x5 FSB <input type="checkbox"/> 7/8x6 FSB (large planned orders only) <input type="checkbox"/> 3/4x8 FSB (large planned orders only) <input type="checkbox"/> 3/4x6 CSB <input type="checkbox"/> 1x7 CSB	Hole Type: Standard <input type="checkbox"/> Square <input type="checkbox"/> <input type="checkbox"/> Round <input type="checkbox"/> Non-standard <input type="checkbox"/> Square countersunk <input type="checkbox"/> <input type="checkbox"/> Slotted <input type="checkbox"/>	
High Carbon FSE 1084 Steel: Maximum length 168 inches <input type="checkbox"/> 1/2x4 <input type="checkbox"/> 3/8x6 <input type="checkbox"/> 1/2x6 <input type="checkbox"/> 1/2x8 <input type="checkbox"/> 5/8x4 <input type="checkbox"/> 5/8x6 <input type="checkbox"/> 5/8x8 <input type="checkbox"/> 3/4x6 <input type="checkbox"/> 3/4x8 <input type="checkbox"/> 1x6 <input type="checkbox"/> 1x8	Standard Insert Options: <input type="checkbox"/> 25-degree trap <input type="checkbox"/> Small bullnose 	Bolt Diameter: (The bolt should be approximately 1/16 inch smaller than hole.) <input type="checkbox"/> 1/2 <input type="checkbox"/> 5/8 <input type="checkbox"/> 3/4	
Surface Hardened FSE 1074 Steel: Maximum length 108 inches <input type="checkbox"/> 3/4x6 <input type="checkbox"/> 3/4x8 <input type="checkbox"/> 1x8	Non-Standard Insert Options: <input type="checkbox"/> Tall trap <input type="checkbox"/> Large bullnose <input type="checkbox"/> Square trap 	Backspacing: (Also called the gauge line, it is the distance from the blade top down to the bolt hole center. Our standard is 1.50 inches.) _____	
MaxTemp® FSE 15B30 Steel: Maximum length 72 inches <input type="checkbox"/> 3/4x6 <input type="checkbox"/> 3/4x8 <input type="checkbox"/> 1x6 <input type="checkbox"/> 1x8		Total Number of Holes: _____	
Note: the colored area at the bottom of each indicates the amount of the carbide insert that extends out of the blade.		Hole Spacing: (The sum of the spacing must match the overall length provided. For example 3+3+12+12,3,3=36 inches.) _____	
		Blade Length: (The measurement should be taken from the farthest opposing end points.) _____	
		Miters/Clipped Corners: <input type="checkbox"/> No <input type="checkbox"/> Yes (If yes, please provide a drawing of your measurements on a separate sheet of paper.)	

Fasteners, Deflector Rubber & Markers

Fasteners

Don't forget the bolts and nuts for your cutting edges. Our carriage bolts for square holes are grade 8 and have a full square neck to provide high strength. Our plow bolts for countersunk holes are grade 8 alloy with a dome head. All bolts are sold with nuts.



Plow Bolt / Nut (Grade 8)

Part No.	Size
PLOW 2 G8	5/8" x 2" bolt/nut
PLOW 25 G8	5/8" x 2 1/2" bolt/nut
PLOW 3 G8	5/8" x 3" bolt/nut
PLOW 34 G8	5/8" x 3 1/2" bolt/nut
PLOW 34225 G8	3/4" x 2 1/4" bolt/nut
PLOW 3425 G8	3/4" x 2 1/2" bolt/nut
PLOW 343 G8	3/4" x 3" bolt/nut
PLOW 3435 G8	3/4" x 3 1/2" bolt/nut
PLOW 78225 G8	7/8" x 2 1/4" bolt/nut
PLOW 1275 G8	1" x 2 3/4" bolt/nut
PLOW 13 G8	1" x 3" bolt/nut
PLOW 135 G8	1" x 3 1/2" bolt/nut

Carriage Bolt / Nut (Grade 8)

Part No.	Size
CGE12X2	1/2" x 2" bolt/nut
CGE 12X25	1/2" x 2 1/2" bolt/nut
CGE 2	5/8" x 2" bolt/nut
CGE 25	5/8" x 2 1/2" bolt/nut
CGE 3	5/8" x 3" bolt/nut
CGE 35	5/8" x 3 1/2" bolt/nut

Lock Nuts

Part No.	size
NUT 58-S	5/8" crown lock nut
58-S-F	5/8" flange lock nut grade 8
58H	5/8" 2h heavy nut (1 1/16" socket size)
58	5/8" Standard nut grade 8

Plow Markers

Easily identify the ends of your snow plow moldboard with our snow plow markers. These markers do not get brittle in the cold weather. Available for straight spade mount, angle mounting and bolt-thru mounting.



Part No.	Description
502-36	36" angle mount plow marker, steel cable, yellow (2-hole)
1308200	27" flat mount plow market kit, red wire core w/ hardware (2-hole)
1308110	36" bumper guides, fluorescent orange, hollow w/ hardware (2-hole)

Snow Plow Rubber Deflector

This heavy duty rubber deflector material is for the top of your snow plow moldboard. This 2-ply belted rubber is available in bulk or cut-to-order. The material does not have holes to allow you to drill for your plow specifications.



- Bulk snow plow rubber deflector: 50' x 10" wide x 3/8" thickness

Snow Plow Wax

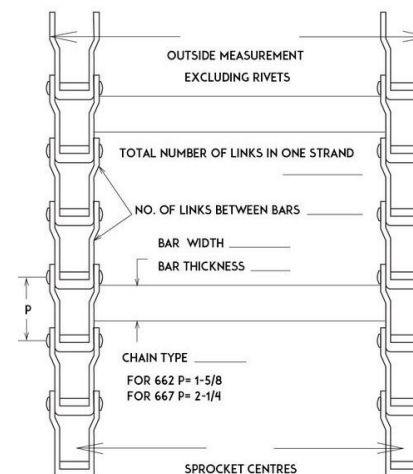
No. WAX

This liquid material can be brushed or sprayed on your plow moldboard dump box to keep snow from sticking) Apply to surface and allow to dry. Reapply as necessary. Qty: 5 gal pail snow plow wax

Spreader Parts

Chains

We have spreader chains for many different models of salt / sand spreaders. Let us help you identify the chain you need.



Spreader Specs Use this chart to list specifications for your spreader.

Model No.	
Box Length	
Chain No. (Stamped inside chain)	
No. of Pitches	
Length of Chain	
Cross Bar Spacing (Every other link, every third link, etc.)	
Center-to-Center Measurement (Measure from outside of the link to the inside of the opposite side link. Measure within 1/16th of an inch.)	
Link # (Should be on the side of each link. e.g. 667x, 88k)	
Bar Size & Width (Measure thickness and bar width)	

Spinners

Our urethane spinners are tough enough to withstand the harshest winter conditions. Urethane is both flexible and has a "memory". If bent or crushed our spinners flex and then return to their original molded shape. Large chunks of frozen material pass through without damage to the spinner or hydraulic system. The advantages of our urethane spinners quickly adds up to reduced maintenance, longer spinner and hydraulic life, and more effective material dispersal and less waste. Available 13" through 24".



The Original Urethane Spinner

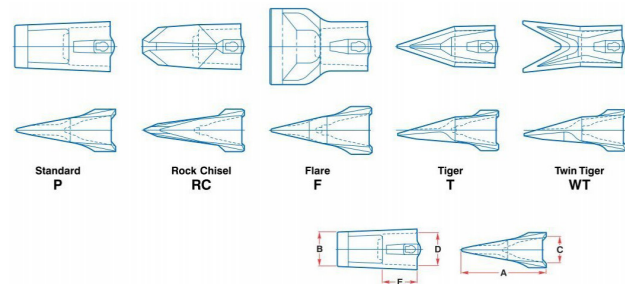
- Flexible and lightweight
- Will not rust or corrode
- Wear and abrasion resistant
- Inhibits material caking and build-up
- Specially formed, low-trajectory vanes

Easy-to-Order Information:

- Diameter of spinner (13" through 24")
- Rotation of spinner (clockwise / counter)
- Material being spread

Teeth, Pins & Adapters

Choose from a large selection of teeth, pins and adapters for loaders, backhoes and scrapers. We have many different tooth styles to meet your digging requirements. Whether you have an adapter in place and are looking for the wear tooth or if you only have a bucket edge and want to add adapters and teeth, you've come to the right place. With just a little information we can help identify the product you need to get the job done. The following are some guidelines in tooth replacement.



- Make, model & serial number of equipment
- OEM part number
- Adapter style (weld-on or bolt-on)
- Tooth style (pin-on or crimp-on)
- Pin style (flex pin, roll pin or other)
- Approximate measurements of adapter or tooth

Hensley Tooth No.	Tooth Type	Flex Pin No.	A	B	C	D	E	Weight (lbs)
2AHX	Standard	Crimp-on	4.44	1.63	1.06	1.38	2.69	0.9
3CHXL	Long	Crimp-on	5.50	2.13	1.56	1.75	3.25	2.2
23HXL	Standard	23P8	5.50	2.13	1.56	1.69	3.13	2.7
24HX	Standard	24P8	6.75	2.13	1.56	2.13	4.13	3.7
25HX	Standard	25/26P8	7.06	2.63	1.56	2.13	4.13	5.2

Standard In-Stock Items

Part No.	Description
NO. 132-4720	Cat bolt on tooth
NO. 230F	23 Series flared tooth
NO. 230PN	2-tab flex pin for 23 series tooth
NO. 230SP	H&L 23 series general purpose tooth
NO. 6737325	Bobcat tooth / top mount pin uses 230PN
NO. 6737324	Bolt-on adapter / 2-bolt mount / for bobcat top mount flex pin tooth
NO. 601HX	Ripper tooth (14-0270)
NO. D1U3302	Tooth, long / cat 953c
NO. 175	Scarifier crimp on teeth

Tire Chain & Repair Tools

Made Up Tire Chain

Michael Todd Industrial Supply is a proud distributor of Laclede Chain products. Checking your tire size can be easily accessible by looking at the sidewall of your old tire. **Please be prepared to provide your vehicle type and tire size when ordering tire chains.**



Rules For Using Tire Chains

IMPORTANT Pre fit chains prior to actual use.

For Your Convenience & Safety:

- Consult owner's manual to see if chains can be used on your vehicle.
- Make certain your tire chains are properly sized for your tires. A proper fit is key to performance.
- Follow directions for installing tire chains. Apply as tightly as possible by hand for maximum chain life.
- Be sure to pull off highway to a safe place before installing, servicing or removing tire chains.
- Do not deflate tires to install tire chains.
- Drive approximately ¼ mile. Stop and retighten. Extra links may be cut or preferably retained on the fastener arm. Keep chains tight to snug throughout the operation. Only after retightening may rubber adjusters be applied. **DO NOT USE** adjusters on "all cable type" chains.
- Do not exceed 30 M.P.H. Accelerate and decelerate slowly. Avoid spinning or locking of wheels.
- If a cross chain should fail, stop immediately. Repair or remove. **DO NOT** drive with a broken chain.
- Avoid hitting curbs with tire chains.

Normal

Chains installed as tight as possible by hand.

30 MPH — Max Chain Life

40 MPH — 57% Chain Life

50 MPH — 31% Chain Life

Loose

Chains loosened by one link each side.

30 MPH — 50% Chain Life

40 MPH — 16% Chain Life

50 MPH — 7% Chain Life

Tire Chain Adjusters

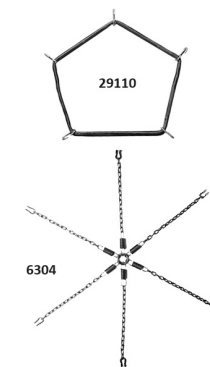
Part No.	Description	Mfg Part No.	Standard Pkg Qty	Weight Per Pkg (lb)
29110	Passenger car – rubber	7429-110-00	30 ct. (2 per bag)	13
29225	Light truck – rubber	7429-225-00	30 ct. (2 per bag)	18
29229	Heavy truck – rubber	7429-229-00	30 ct. (2 per bag)	30
6302	Light truck – spring	7016-302-05	1 pair per container	1
6303	Heavy truck – spring	7016-303-05	1 pair per container	1
6304	Tractor/grader – spring	7016-304-05	1 pair per container	13

Chain Repair Pliers

Part No.	Type – Length	Mfg Part No.	Description	Standard Pkg Qty	Weight Per Pkg (lb)
LINKFIX	Small – 6.5"	7017-301-00	Reg. passenger	1	1
7303	Large - 18"	7017-303-00	Truck	1	4
LINKMASTER	X-large - 33.5"	7017-302-23	Truck/tractor	1	7

Heavy Equipment Chain Tightening Tool

Part No.	Length	Mfg Part No.	Description	Standard Pkg Qty	Weight Per Pkg (lb)
9250	19.75"	7429-250-00	Heavy truck / equipment	1	12





Chain Repair Parts

Side Chain Fasteners

Part No.	Used With	Standard Pkg Qty	Weight Per Pkg (lb)
5308F	Passenger, light truck	24 pieces	2
5310F	Tractor chains	12 pieces	3
20064	Medium & heavy truck, grader	12 pieces	6
20093	Heavy grader	1 piece	1
680	6/0, 7/0 & 9/0 side	30 pieces	10




Cross Chain Hooks

Part No.	Material Diameter		Description	Standard Pkg Qty	Weight Per Pkg (lb)
	Inches	Decimal			
20051	1/4	0.250	Light truck	50	4
20053	5/16	0.312	Medium truck	50	8
20055	3/8	0.375	Heavy truck	50	13
317	7/16	0.437	Graders	50	22
20057	13/32	0.406	Nu-Way tractor	50	19
SWIVEL 9N	7/16	0.437	9/0 swivel hook (w/o washer)	50	11
SWIVEL 11	9/16	0.536	11/0 swivel hook	50	23
RUGGO	3/8	0.375	Swivel hook w/ rubber washer		



Quick Hooks

Part No.	Material Diameter		Description	Standard Pkg Qty	Weight Per Pkg (lb)
	Inches	Decimal			
20082	1/4	0.250	Light truck	25	2
20084	11/32	0.344	Medium truck	25	4
20085	13/32	0.406	Heavy truck	25	7



Cross Chain Repair Links

Part No.	Material Diameter		Description	Standard Pkg Qty	Weight Per Pkg (lb)
	Inches	Decimal			
RAY #1	13/64	0.250	Passenger car	50	2
RAY #2	1/4	0.344	Light single truck	50	2
RAY #4	5/16	0.406	Heavy duty	25	5



Rapid Links

Part No.	Material Diameter (in)	Working Load Limit	Standard Pkg Qty	Weight Per Pkg (lb)
RAPID 18	1/8	220	10	1
RAPID 316	3/16	660	10	1
RAPID 14	1/4	880	10	1
RAPID 516	5/16	1760	10	2
RAPID 38	3/8	2200	5	2
RAPID 12	1/2	3300	5	3



Side Chain Repair Links


Part No.	Material x Nominal Size	Description	Standard Pkg Qty	Weight Per Pkg (lb)
LAP 14	1/4 x 1 1/4	Light truck, heavy passenger	50	3
LAP 516	5/16 x 1 1/2	Heavy truck	50	7
LAP 38	3/8 x 1 5/8	Tractor	50	11
LAP 12	1/2 x 2 1/2	Tractor	25	13



Bulk Chain

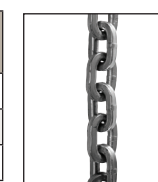
Twist Link Continuous Cross Chain – Hardened

Part No.	Material Diameter		Weight per 100 ft (lb)	Pitch Length	Cartons (ft/pkg)	Drums (ft/pkg)
	Inches	Decimal				
CROSS 3/0	13/64	0.207	35	0.920	100	–
CROSS 5/0	15/64	0.234	47	1.000	100	–
CROSS 6/0	9/32	0.281	65	1.250	100	800
CROSS 7LL	5/16	0.312	77	1.390	100	700
CROSS 7/0	5/16	0.312	88	1.090	100	700
CROSS 9/0	3/8	0.375	124	1.265	100	500
CROSS 9T	3/8	0.375	115	1.650	100	500
CROSS 11/0	7/16	0.437	166	1.563	50	300
CROSS 14/0	17/32	0.531	254	1.734	50	200



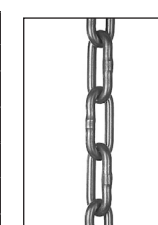
Square Straight Link Alloy Continuous Cross Chain – Hardened

Part No.	Material Diameter	Weight per 100 ft (lb)	Pitch Length	Cartons (ft/pkg)	Drums (ft/pkg)
CROSS SL7MM	7 mm	90	0.955	100	100
CROSS SL8MM	8 mm	112	1.15	100	100
CROSS SL10MM	10 mm	160	1.49	100	300



Straight Link Continuous Side Chain – Unhardened

Part No.	Material Diameter		Weight per 100 ft (lb)	Pitch Length	Cartons (ft/pkg)	Drums (ft/pkg)
	Inches	Decimal				
SIDE 4/0	7/32	0.218	34	1.390	100	–
SIDE 6/0	9/32	0.281	60	1.810	100	1000
SIDE 7/0	5/16	0.312	68	1.920	100	800
SIDE 9/0	3/8	0.375	104	2.170	100	500
SIDE 11/0	7/16	0.437	140	2.330	100	350



Wire Diameter	Tread Size	Decimal Diameter	Fractional	Metric	Actual Min./Max.
	#1		0.162	–	4.11mm
1/0		0.177	11/64	4.50 mm	0.174/0.177
2/0		0.192	3/16	4.88 mm	0.189/0.193
3/0		0.207	13/64	5.26 mm	0.205/0.208
4/0		0.218	7/32	5.54 mm	0.210/0.213
0.234		0.234	15/64	5.94 mm	0.234/0.238
6/0		0.281	9/32	7.14 mm	0.275/0.279
7/0		0.312	5/16	7.92 mm	0.298/0.303
9/0		0.375	3/8	9.53 mm	0.364/0.309
11/0		0.437	7/16	11.10 mm	0.425/0.430
14/0		0.531	17/32	13.49 mm	0.520/0.525



Log Chain & Hooks

NOTICE
All items on this page are for towing and binding applications only!
NOT Intended for overhead lifting!

Bulk Chain

Trade Size	Working Load Limit	Feet per Drum	Approx. Weight (lb per 100 ft)	Material Size (decimal)	Length	Width
Transport Chain – Grade 70						
3/4"	3150	800	74	0.275	1.24"	0.460"
5/16"	4700	550	100	0.330	1.15"	0.490"
3/8"	6600	400	145	0.397	1.30"	0.600"
1/2"	11300	200	265	0.520	1.56"	0.810"
Alloy Chain – Grade 80						
3/8"	7100	400	150	0.397	1.22"	0.570"
1/2"	12000	200	261	0.520	1.56"	0.752"

Transport Tow & Binder Chain Assemblies

Part No.	Trade Size	Length in Feet	WLL [^]	Pieces per Drum	Weight per Chain
P7 51620	5/16"	20	4700	25	22
P7 3816	3/8"	16	6600	25	25
P7 3820	3/8"	20	6600	25	32
P7 1220	1/2"	20	11300	10	58

Load Binders

Part No.	Grade 70	Grade 40	Type	WLL [^]	Package	Weight (lb)
W-1	–	1/4"	Lever	3150	1	3
7-1	5/16"	3/8"	Lever	5400	1	7.5
A-1	3/8"	1/2"	Lever	9200	1	13
R-7	5/16"	3/8"	Ratchet	5400	1	12.5
R-A	3/8"	1/2"	Ratchet	9200	1	13.5
R-C	1/2"	5/8"	Ratchet	13,000	1	16



Hooks

Clevis Grab Hooks

Part No.	Chain Size	Grade	WLL [^]	Package	Weight (lb)
GRAB 70-516	5/16"	70	4700	10	8
GRAB 70-38	3/8"	70	6600	10	12
GRAB 80-14	1/4"	80	3500	10	5
GRAB 80-516	5/16"	80	4500	10	8
GRAB 80-38	3/8"	80	7100	10	10
GRAB 80-12	1/2"	80	12,000	10	20



Clevis Slip Hooks

Part No.	Chain Size	Grade	WLL [^]	Package	Weight (lb)
SLIP A 14	1/4"	70	2750	10	5
SLIP A 516	5/16"	70	3600	10	8
SLIP A 38	3/8"	70	5550	10	13
SLIP A 12	1/2"	70	9400	10	19



[^]WLL = Working Load Limit lbs.

Round & Square Point Shovels

Round Point: Long & D-Handle



Part No.	Description
A AR2UD	True Temper forged round-point shovel with comfort step and D-grip on 24" hardwood handle; 9" W, 42.5" H, 5.31" D
B R2UD	Razor-Back forged round-point shovel with 30" hardwood handle, with steel/wood D-grip, rolled step; 6.5" D, 41" H, 8.75" W
C PAR248	Union Tools round-point shovel with 48" hardwood handle, 9.25" by 11.5" open back blade; 4" D, 59" H, 7.37" W
D AR248	True Temper forged round-point shovel with comfort step and cushion end grip on 45" hardwood handle; 5.3" D, 57" H, 8.75" W
E R248	Razor-Back round-point shovel, open back with 48" hardwood handle; 6.5" D, 58.25" H, 8.875" W
F 45530	Razor-Back Supersocket round-point shovel, open back 48" hardwood handle; 5" D, 58.5" H, 8.820" W
G 2594700	Razor-Back round-point shovel, super socket with power step, fiberglass handle and cushion D-grip; 5.25" D, 44.25" H, 9" W
H 2594400	Razor-Back round-point shovel, super socket, power step, 48" fiberglass handle with mid-grip and cushion grip; 5.25" D, 62.25" H, 9" W

Square Point: Long & D-Handle



Part No.	Description
A AS2UD	True Temper forged square-point shovel with comfort step and D-Grip on 24" hardwood handle; 4/5" D, 42.5" H, 9.64" W
B PAS248	UnionTools square-point shovel with 44" stained hardwood handle, open-back blade, forward turned step; 4.5" D, 59.125" H, 9.5" W
C AS248	True Temper forged square-point shovel with comfort step and cushion end grip on 45" hardwood handle; 4.5" D, 57.63" H, 9.64" W
D S248	Razor-Back square-point shovel with tab socket and rolled step, 48" hardwood handle; 5.375" D, 58.5" H, 9.5" W
E 2594500	Razor-Back square-point shovel with traditional socket, 48" fiberglass handle with cushion grip; 6.25" D, 61.5" H, 9.5" W





Drain, Tamper, Post Hole Digger & Forks

Drain & Irrigation

Part No.	Description
Irrigation Shovels	
A AIR248	Razor-Back irrigation shovel with 48" wood handle, open-back and rolled-step; 3.875" D, 59" H, 8.875" W
B 1258200	Jackson solid shank #00 Irrigation shovel, 47" hardwood handle; 3.5" D, 56" H, 7.25" W
Drain Spades	
C DS16	Razor-Back 16" drain spade with wood handle and D-grip; 2.825" D, 49.25" H, 5.75" W
D B16PS	Jackson 16" #2 blade, ditch/post shovel with armor D-grip, 27" hardwood handle; 2.75" D, 43.25" H, 6" W
E 47602	14" Razor-Back drain spade with 48" fiberglass handle and cushion grip; 2.125" D, 61.625" H, 6" W
F 47604	16" Razor-Back drain spade with 30" fiberglass handle and cushion D-grip; 2.5" D, 46.75" H, 6" W
G 47024	Razor-Back 4" V-shaped trenching shovel with forward step and wood handle; 6.375" D, 57.625" H, 4" W
H 47034	Razor-Back 4" V-shaped trenching shovel with forward turned step and 43" fiberglass handle, cushion grip; 6.325" D, 58.25" H, 4" W



Shovels & Rakes

General Purpose Shovels

Part No.	Description
A RHGPD	Razor-Back #2 general purpose steel scoop with 29" hardwood handle and steel D-grip; 5.875" D, 47.325" H, 11.25" W
B P4SN	Razor-Back #4 street coal shovel with 40" hardwood handle and steel D-grip; 7.75" D, 50.75" H, 13.625" W
C C2CS	Razor-Back #2 street coal shovel with 30" hardwood handle and steel D-grip; 7.325" D, 40.325" H, 13.5" W
D C2CSL	Razor-Back #2 street coal shovel with wide flared deep dish and wood handle; 7" D, 60.125" H, 13.5" W
E C2ES	Razor-Back #2 Eastern pattern steel scoop with 30" hardwood handle and steel D-grip; 7.25" D, 41" H, 11.125" W
F C2ESL	Razor-Back #2 Eastern pattern steel scoop with 54" wood handle; 6.875" D, 66.5" H, 10.625" W
G AL12WGS	Razor-Back #12 Western pattern aluminum scoop with 31" wood handle and steel D-grip; 10.75" D, 44.75" H, 15" W
H PSS12	True Temper #12 poly scoop with 28" hardwood handle and D-grip; 8.28" D, 46" H, 14.37" W
I PSS12LH	True Temper #12 poly scoop with 48" hardwood handle and cushion end grip; 8.27" D, 64" H, 14.37" W



Tamper, Post Hole Digger & Forks

Part No.	Description
Tamper	
A 30004	Razor-Back 8" x 8" tamper, steel head and handle with cushion grip; 8" D, 43.5" H, 8" W
Post Hole Digger	
B H48	Razor-Back hercules pattern post hole digger, with 48" hardwood handle, 6" point spread; 6.5" D, 59.5" H, 6" W
Forks	
C 1829500	True Temper 10-tine forged ensilage fork with poly D-grip on 30" handle; 5.17" D, 52.27" H, 15.6" W
D FK54	True Temper 5-tine forged manure fork with cushion end grip on 48" handle; 6.61" D, 60.25" H, 9.36" W
E A54	Razor-Back 5-tine manure fork, forged with wood handle, 3.5" tine spacing; 6" D, 60.5" H, 9.75" W
F BA54	Razor-Back 5-tine barley fork, forged, with wood handle, 3.5" tine spacing; 8" D, 63.5" H, 14.325" W



Landscape, Leaf & Bow Rakes

Part No.	Description
A 2919200	True Temper 26" poly leaf rake with 60" vinyl-coated handle and cushion end grip
B SR22	Union Tools 22-tine leaf rake with 48" hardwood handle and coil spring brace
C BTS24	Razor-Back 24-tine steel head with 54" hardwood handle and flexible coil spring
D B15	Razor-Back 15-tine bow rake, forged with 66" hardwood handle and steel ferrule






Concrete/Ashpalt Rakes & Squeegees

Concrete & Asphalt Rakes


Part No.	Description
A TAR 2L	Marshalltown 2.6 gallon pour pot made of 14 ga steel, fingertip nozzle, no-drip valve
B TAR 2W	Marshalltown 2.6 gallon pour pot with wheels made of 14 ga steel, fingertip nozzle, no-drip valve
C LUTE 30	Marshalltown 30" magnesium blunt tooth asphalt lute rake with T-connector and 7' aluminum handle
D LUTE 36	Marshalltown 36" magnesium blunt tooth asphalt lute rake with T-connector and 7' aluminum handle
E PULL CRETE	Marshalltown 19.5" X 4" 10 ga aluminum Pull Crete with 60" red aluminum powder-coated handle
F R14	Razor-Back 14-tine forged road rake, with 66" hardwood handle
G A14D	Razor-Back 14-tine asphalt rake, forged, 60" hardwood handle, 8" steel ferrule



Ask about our other styles. Hundreds of options available

Asphalt Squeegees

Part No.	Description
A HSU-1	4.25" x 10.5" U-shaped squeegee head (C-60 handle sold separately)
B HSU-1R	Replacement rubber for U-shaped tar squeegee
C TAR	Marshalltown V-shaped push or pull crack squeegee with 54" wood handle
D TAR RUBBER	Replacement rubber for V-shaped tar squeegee
E 714195	V-shaped squeegee replacement rubber red silicone blade
F GG845	36" squared edge asphalt sealcoat squeegee with 7' handle
G GG845-01	36" replacement blade



Snow Shovels, Scrapers & Picks


Snow Shovels & Scrapers

Part No.	Description
A 1627400	UnionTools 18" deep poly combo shovel with hardwood handle and poly D-grip
B 1630400	UnionTools 24" wide poly snow pusher with hardwood handle and poly D-grip
C SSC	Razor-Back 7" x 6" sidewalk/ice scraper forged blade with 54" hardwood handle
D PSS12	True Temper #12 poly scoop with 28" hardwood handle and D-grip
E PSS12LH	True Temper #12 poly scoop with 48" hardwood handle and cushion end grip



Picks

Part No.	Description
A 2-5	5 lb pick mattock (head only) 19 1/4" overall head length 3 1/2" wide blade
B 30-5	5 lb railroad pick (head only) 21" overall head length 1 7/16" wide blade
C 30-6	6 lb railroad pick (head only) 23" overall head length 1 7/16" wide blade
H52V2	Pick handle





Sledges & Bars

Sledges

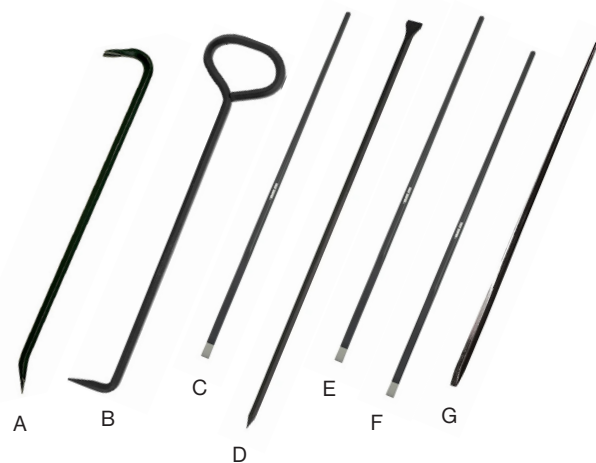
Part No.	Description
A 134H-2	True Temper Toughstrike 2 lb engineer hammer, 16" American hickory handle
B 134H-3	True Temper Toughstrike 3 lb engineer hammer, 16" American hickory handle
C 134H-4	True Temper Toughstrike 4 lb engineer hammer, 16" American hickory handle
D 134H-6	True Temper Toughstrike 6 lb sledge hammer, 36" American hickory handle
E 134H-8	True Temper Toughstrike 8 lb sledge hammer, 36" American hickory handle
F 134H-10	True Temper Toughstrike 10 lb sledge hammer, 36" American hickory handle
G 134H-12	True Temper Toughstrike 12 lb sledge hammer, 36" American hickory handle
H 134H-8-FG	True Temper Toughstrike 8 lb. Sledge Hammer, Fiberglass Handle



Other sizes available.

Bars

Part No.	Description
A 371-48	True Temper 48" gooseneck wrecking bar 1" bar stock
B SI-5253	True Temper 24" manhole cover bar 1" bar stock 3.75 lb bar
C 245	True Temper 60" pinch point crow bar 1.25" bar stock, 18 lb bar
D 266-17	True Temper 72" diamond point San Angelo bar 1" hex bar stock, 17 lb bar
E 260-18	True Temper 60" pinch point crow bar 1.25" bar stock, 18 lb bar
F 260-22	True Temper 66" pinch point crow bar 1.5" bar stock, 26 lb bar
G 261-18	True Temper 60" wedge point crow bar 1" bar stock, 18 lb bar



Floor Brushes & Street Brooms


Fine/Medium Sweeping

- Aggressive center loosens dirt-flagged border controls dust
- Not affected by petroleum products or wet applications
- Good for all around use on smooth and medium surfaces

Part No.	Description
A 1124-A	24" coarse brown polystyrene center/back/border, 3" trim length (D-60 handle & 99 brace sold separately)
B 1136-A	36" coarse brown polystyrene center/back/border, 3" trim length (D-60 handle & 99 brace sold separately)
C 2424-A	24" stiff black polypropylene, 4" trim length (D-60 handle & 99 brace sold separately)
C 2436-A	36" stiff black polypropylene, 4" trim length (D-60 handle & 99 brace sold separately)
D 3742-A	42" professional series silver flagged tip polystyrene (D-60 handle & 99 brace sold separately)
E 2224-A-COM-96	24" poly broom with steel scraper, handle & brace included



Street Brooms



Part No.	Description	Handle
A 1316-O	16" orange poly push broom	C-60
B 1616	16" brown poly push broom	C-60
C 1516-P	16" palmyra stalk street push broom	C-60
D 3916	16" steel wire floor brush	C-60

Upright Brooms

Part No.	Description
A 467	Lobby upright mixed-fiber broom – 26" handle, 39" overall length
B 15032	Warehouse upright corn broom – 37" handle, 55" overall length
C 41349-67	Housekeeping corn broom – 10" bristle trim, 55" overall length
D RRBROOM	Metal cap broom / poly fill / chisel point on handle end
E 228	Hand held 11" whisk corn broom

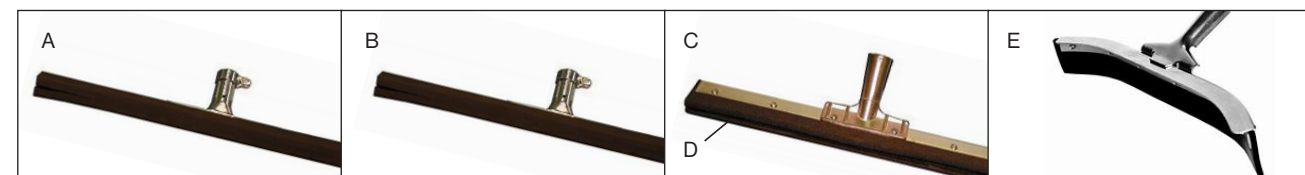




Squeegees


Floor Squeegees

Part No.	Description
A 8722	22" black foam floor squeegee, double edge with steel frame (T-60 handle sold separately)
B 8730	30" black foam floor squeegee, double edge with steel frame (T-60 handle sold separately)
C 8236	36" double edge black foam squeegee (C-60 handle sold separately)
D 8236-R	Replacement blade
E 4636-TP	36" curved squeegee (C-60 handle sold separately)



Replacement Handles & Braces

Part No.	Description
A C-60	1-1/8" x 60" tapered handle
B T-60	15/16" x 60" tapered wood handle
C M-60	60" lumathread handle
D D-60	60" heavy duty junco handle
E 99	Rigid broom brace



Misc Hand Tools

Litter Pick Up Tool



No. EZREACH-32

EZ Reacher 32" non-locking litter pick-up tool

- Rustproof stainless steel fingers and strong aluminum shaft with black plastic pistol grip
- Wide 4.5-inch jaw capable of lifting up to 8 lb
- Rubber cup ends for added grip and protection

Measuring Wheels



No. RRT12

Keson molded spoke measuring wheel with top reading and thumb reset

Wheel size: 3' circumference, 12.5" diameter

- Units: feet & inches
- Wheel type: heavy duty, ABS frame & co-molded polyurethane tire

Hundreds of options available.

Concrete Hand Tools

Finishing Trowels

Part No.	Description
13205	12" x 3" high-carbon steel, curved durasoft handle
13225	14" x 3" high-carbon steel, curved durasoft handle
13249	16" x 4" high-carbon steel, curved durasoft handle
13269	18" x 4" high-carbon steel, curved durasoft handle
13273	20" x 4" high-carbon steel, curved durasoft handle
13523	16" x 4" fully rounded, high-carbon steel, curved durasoft handle
13525	18" x 4" fully rounded, high-carbon steel, curved durasoft handle
13527	20" x 4" fully rounded, high-carbon steel, curved durasoft handle




Heavy-Duty Zinc Hand Groovers

Part No.	Description
14105	6" x 4 3/8" blade, 1/2" D, 3/8" W
14106	6" x 4 3/8" blade, 3/4" D, 3/8" W
14107	6" x 4 3/8" blade, 1" D, 3/8" W



Blue Steel Hand Edgers

Part No.	Description
14160	9" x 6" BS edger, straight, 3/8" radius, 1/2" lip
14161	9" x 6" BS edger, straight, 1/2" radius, 5/8" lip
14170	6" x 6" BS edger, straight, 3/8" radius, 1/2" lip
14172	6" x 6" BS edger, straight, 1/2" radius, 5/8" lip
14224	6" x 6" BS edger, straight, 1/8" radius, 1/4" lip




Hand Float

Part No.	Description
14203	20" x 3 1/8" round-end magnesium hand float, durasoft handle
14610	16" x 3 1/8" beveled-end magnesium hand float, durasoft handle
14611	20" x 3 1/8" beveled-end magnesium hand float, durasoft handle
14612	16" x 3 1/8" round-end magnesium hand float, durasoft handle
14613	16" x 3 1/8" cast magnesium hand float, durasoft handle
14617	16" x 3 1/8" broken-in magnesium hand float, durasoft handle
14628	16" x 3 1/8" cast magnesium hand float, wood handle
14504	16" x 3 1/2" redwood hand float, wood handle
14528	18" resin hand float, durasoft handle
14720	48" magnesium bull float



Handles

Part No.	Description
14259	72" round section handle, powder coated aluminum, blue, swaged connection end
10008	72" octagon handle, insert connection end




Concrete Broom

Part No.	Description
15177	48" aluminum-backed concrete horsehair broom



Misc.

Part No.	Description
16451	Kneeler board, 19" x 13-1/2" padded area, extra-long side handles










Diamond Blades

For Large diameter blades, ask about our Pro Series.






General Purpose Blades

Applications: Cured Concrete, Brick, Block

				
No. ES100 • 12mm segment height • Sintered	No. ES101 TURBO • 12mm segment height • Turbo segments • Sintered	No. Y100 • 12mm segment height • Keyhole slot	No. VANTAGE FORCE • 12mm segment height • Steel core • Slanted T-slot	No. ZENESIS V-SERIES • 15mm segment height • Unique V-notch segment design • Hybrid Layering Technology

All Purpose Blades

Applications: Cured Concrete, Asphalt, Abrasive Concrete, Green Concrete, Brick/Block

				
No. ZENESIS V AP2 • 15mm segment height • Exclusive "patterned" technology • Deep segment undercut protection	No. ZENESIS AP3 • 14mm segment height • Z-Patterned design • Unique segment design on drop segment	No. AP100 • 12mm segment height • Deep segment undercut protection • Alternating turbo segments for faster cutting	No. AP200 • 10mm segment height • Deep segment undercut protection • Slanted T slot	No. AP300 • 10mm segment height • Wedge segment undercut protection

Specialty Blades

Applications:





X200-AC: Cured Concrete, W/Rebar, Angle Iron, Steel, Ductile Iron, PVC ...and much more

ZENESIS NANO: Glass Coated Porcelain, Porcelain

X101 TURBO: Old, Hard Concrete, Hard Brick/Pavers, Other Hard Materials

Y110: Asphalt, Green Concrete (longer life)

For Large diameter blades, ask about our Pro Series.

			
No. X200-AC • 5mm segment height • Designed to cut the widest range of applications	No. ZENESIS NANO • Silent core • High concentration small particulate diamond in very soft bond matrix	No. X101 TURBO • 12mm segment height • Alternating turbo segments	No. Y110 • 12mm segment height • U-slot deep segment

Core Drills, Stands & Bits

Handheld Core Drill

No. DRE4 • Wet or dry diamond core drilling • Water swivel & extraction port built into spindle • Hand-held to standing capability • Power input: 2,200 W	Power	19.5 amp / 110 v
	Max Drilling Diameter	6"
	Load Speed	1. Gear 3 1/4"–6 3/8" 0–510 rpm 2. Gear 1 1/4"–3 1/4" 0–1150 rpm 3. Gear 1/2"–1 1/4" 0–2250 rpm
	Spindle Connection	5/8" x 11 unc & 1 1/4" x 7 unc
	Collar Diameter	60 mm
	Carry Case Included	Yes
	Weight	15 lb



Core Drill Stand

No. DRE4S • Lightweight, robust drill stand • Available vacuum base (Model DRE4-V) to handle all types of applications (optional, sold separately) • Stand adjustable up to 45 degrees for angle drilling • Available with mounting brackets and screws	Max Drilling Diameter	6"
	Motor Mount	60 mm
	Drilling Angle	90–45°
	Base Diameter	15 1/2" x 9"
	Anchor Or Vacuum Base	Combination
	Height	30"
	Weight	21 lb (stand only)



Core Bits

Core bits are available in various sizes and diamond segments for your specific needs. Call your sales representative or visit Diamond Vantage website to determine which core bit is best fit for your job.

Points to consider when ordering core bits:

- Wet or dry drilling
- Diameter and depth
- Surface hardness and application(s)
- Drill rig capacity



Accessories


Core Bit Extensions

Available in various threads & lengths



Core Bit Thread Adapters

Available in various threads & lengths



Contact Us

For customer care or sales, call or email:

800.228.7076

info@michaeltodd.com



QUALITY PRODUCTS & PERSONALIZED SERVICE SINCE 1948

Return Policy: *We cannot accept any returns without prior authorization.*
Call any of our customer care specialists at 1.800.228.7076 for authorization.

All original equipment manufacturer (OEM) names and numbers are used for identification purposes only and Michael Todd & Company, Inc. does not imply that the products we offer are OEM products.



8948 J ST | OMAHA, NE 68127

T: **800.228.7076**

INFO@MICHAELTODD.COM

MICHAELTODD.COM